



www.lifespanfitness.com

LIFESPAN FITNESS CATALOGUE



GET MOVING.
KEEP MOVING.



GET MOVING. KEEP MOVING.

FOR ACTIVE PEOPLE.

LifeSpan is an active proponent of fitness in all areas of people's lives. Healthy lifestyles should not be limited to the gym but should spill out into the way we live and work. LifeSpan is embracing the whole "wellness" concept, and our products have been reflecting this approach since our inception in 2011. Our amazing, innovative and versatile products take fitness from the gym to the home, and even the workplace. We continue to strive to empower individuals to live active and health lives, wherever they are. This is the vision that we stand by and will continue to pursue as we move energetically forward.



LifeSpan FITNESS

LifeSpan Fitness offers a quality line of home and commercial fitness equipment.

We have helped our customers to lose weight, improve their health, or achieve their exercise goals for competitions for nearly two decades becoming an industry leader. Due to our quality hardware and progressive technology, our clients have noticed health benefits with LifeSpan Fitness equipment.



LifeSpan WORKPLACE

LifeSpan is also committed to bring activity into your office.


Our treadmill desks and bike desks have been designed to ensure zero disruption and to improve employee's progress. They have been designed either for individual use, teams, or by the entire company. LifeSpan Workplace will help you and your company to boost your performance as you work.



LifeSpan CLUB

We want you to be the more informed as possible in order to help you to achieve your goals.

LifeSpan Club will keep you informed about everything related to your health and fitness. We want you to be in full control of your exercise workouts and on the road to success.



BIG AND BRIGHT BUILT WITH PURPOSE

INTUITIVE INTERFACE EASILY PERSONALIZED

INTO 2021

The 2021 Lifespan treadmills have been designed with a focus on user experience.

With our interactive touchscreen display, starting your workout has never been easier. Simply pick a preset program based on your fitness goals, or easily create a personal roadmap with our "QuickDraw" technology - customizing your incline levels and speed changes with the swipe of a finger.

Tap through multiple engaging dashboard screens to pick the one that gives you all the stats and readouts best for your goals – getting the exact feedback you want. Built-in Bluetooth allows you to play your music, monitor your heart rate, and sync results to your phone after your workout.

Whether you're training for your first 5K or beat your personal best in your next marathon, make the most of it with the new TFT full color touchscreen display.



HOUSE OF HONOR

2017

- TR5500i: Best Buy Under \$1,500 by Fitness Professor
- TR5500i: Best New Treadmill for Runners by Runner's World
- TR1200i: Best Buy Under \$1,000 by Fitness Professor
- E3i: Best Buy Under \$1,500 by Fitness Professor
- E3i: A Good Housekeeping Recommended Elliptical
- R3i: Best Buy Under \$1,000 by Fitness Professor
- C3i: Best Buy Under \$1,000 by Fitness Professor
- S2: Best Buy Under \$500 by Fitness Professor



2018 & 2019

- TR1200i: Top 10 Best Folding Treadmills For Home Use by Techcinema
- TR3000i: BEST BUY Treadmill \$1000 to 1299 by Treadmill Doctor
- E2i: BEST BUY Elliptical under \$1,000 by Fitness Professor
- E3i: BEST BUY Elliptical under \$1,500 by Fitness Professor
- C5i: BEST BUY Upright under \$1,000 by Fitness Professor
- R5i: BEST BUY Recumbent under \$1,000 by Fitness Professor
- T4T S3 /T4T S5: Most Innovative Products by Taiwan Excellence 2019





INDEX

APP 10-11

DISPLAY 12-13

HOME

TREADMILL 16-31
ELLIPTICAL 32-37
BIKE 38-41
INDOOR CYCLE 42-43
ROWER 44-45

COMMERCIAL

TREADMILL 48-51
ELLIPTICAL 52-53
INDOOR CYCLE 54-57
BIKE 58-59
STRETCHING 70-71

ACCESSORIES 72-73

SPECS 74-87

START USING LIFESPAN CLUB

We adapt to your needs. So, we will create a personalized profile based on your exercise results.



STEPS

Every small step counts.



CALORIES

Check the calories that you have burnt.



TIME

Check in real-time as you exercise.



DISTANCE

Monitor every mile.



Intelli-Step™

This step counting feature works like a pedometer, automatically counting steps taken.



Intelli-Guard™

This patented feature ensures safety by automatically pausing the belt 20 seconds after you step off the treadmill deck.



Intelli-Key™

Simplifies console operation with sequential button illumination that prompts you through program selection and setup.



Ezfold

TRACK YOUR SUCCESS

We provide fitness activity tracking based on the steps, calories, distance and time of your workouts.



T SERIES CONSOLE

The New TFT Screen Provides Better Sport Training Experiences

Intuitive Interface

Like smartphones, navigating through programs and features seems like second nature from the first touch. Nothing new to learn, just step on and go.

The smart display enabled touchscreen allows you to mirror your favorite Youtube video content to the large display while you enjoy your workout.



Quality Built-in Electronics

Whether it's listening to your favorite podcast from your phone or watching the latest movie, the premium-sound, Bluetooth speakers will keep your run engaging. Plus, you can charge your phone/tablet at the same time using the built-in USB charger so you don't drain your battery life. When paired with a Bluetooth chest strap or arm band, the fold away treadmill will track and display your heart rate throughout your workout so you can stay in your desired training zone.

Quick Draw Technology

Simply drag your finger across the screen to easily draw your custom speed and incline program.




Rockport and Navy Fitness

- ROCKPORT FITNESS TEST**
 Developed by exercise physiologists to determine fitness level with projected finish time during training and providing the test report after training. This timed 1 mile walk is perfect if you are new to exercise.
- NAVY FITNESS TEST**
 Used by the Navy in conjunction with push-ups and sit-ups to determine fitness level. This timed 1.5 mile run is perfect for intermediate to advanced fitness enthusiasts.

Your workout, Your way

With 50+ programs, including races, fitness tests, and training programs, along with multiple dashboard view options, this design is to help keep you motivated run after run. If you don't find your desired workout, you can create and save your own. And, once you complete your workout, you'll get credit for your efforts on the app you already love. Any companion app that can receive activity data from Apple Health or Google Fit works with the LifeSpan app, syncing your treadmill's fitness data into the location of your choosing. Google Fit and Apple Health make it simple for both iPhone and Android smartphones, letting you track your progress exactly as you choose. Plus, there's no hidden costs or monthly fees.





GET MOVING KEEP MOVING



HOME

Our Home series collection of cardio equipment is designed to maximize your time without compromising your lifestyle. Our treadmills are runner-oriented with pre-set programs, shock absorbing suspensions, and space-saving folded footprints. Our elliptical trainers offer a zero-impact workout with a natural stride motion to ensure a quiet, yet intense cardio burn and our upright and recumbent cycles will outlast even the longest of rides. Engineered to go the distance, this line-up will exceed your expectations.

TR1200i

Folding Treadmill



TR1200i

Folding Treadmill

The LifeSpan TR1200i folding treadmill lets you command each aspect of your fitness, all at a price that can't be beat. The 20" by 56" running surface is perfect for walking, jogging, or running, and is supported by 8 compression shock absorbers to provide safe cushioning for your knees, back, and joints. Once your workout is complete, simply sync your exercises results with the LifeSpan app then share with an Apple Health or Google Fit companion app of your choosing.



7" TFT Non-Touch Screen

50+ Programs

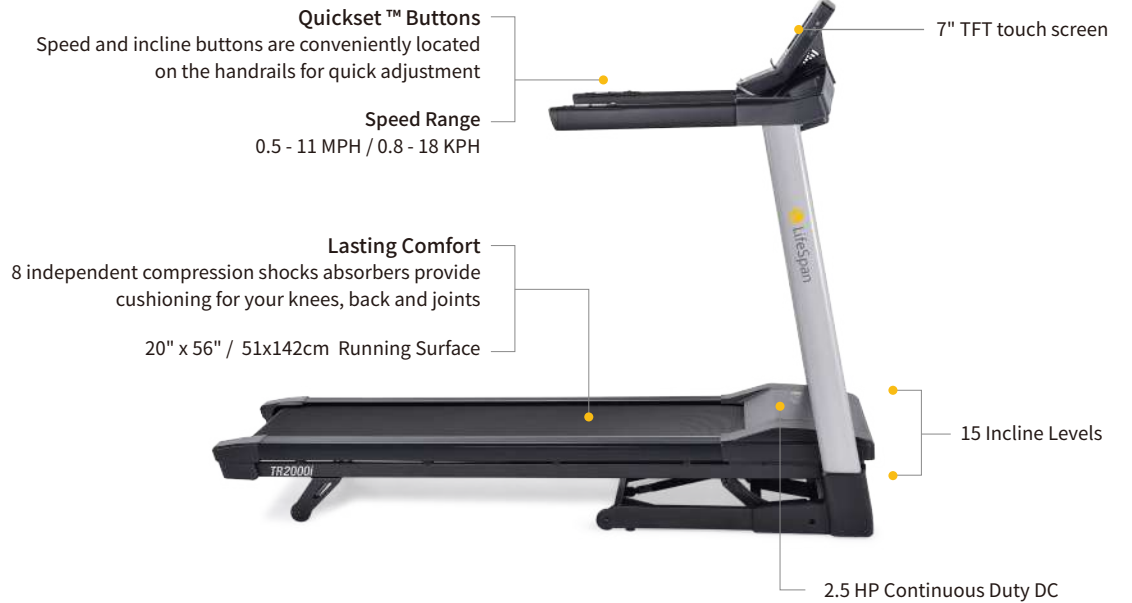

- 1 MANUAL
- 2 HEART RATE CONTROL
- 2 CUSTOMIZED USER SETUP
- 15 HEALTH LIVING
- 21 SPORTS TRAINING
- 15 WEIGHT MANAGEMENT



TR2000i

Folding Treadmill

The LifeSpan TR2000i treadmill provides everything you need. An affordable, sleek design with integrated 7" TFT touch screen as well as electronic incline and a strong motor size ensure you can achieve your fitness goals. Once your workout is complete, simply sync your exercises results with the LifeSpan app then share with an Apple Health or Google Fit companion app of your choosing.



7" TFT Touch Screen

50+ Programs

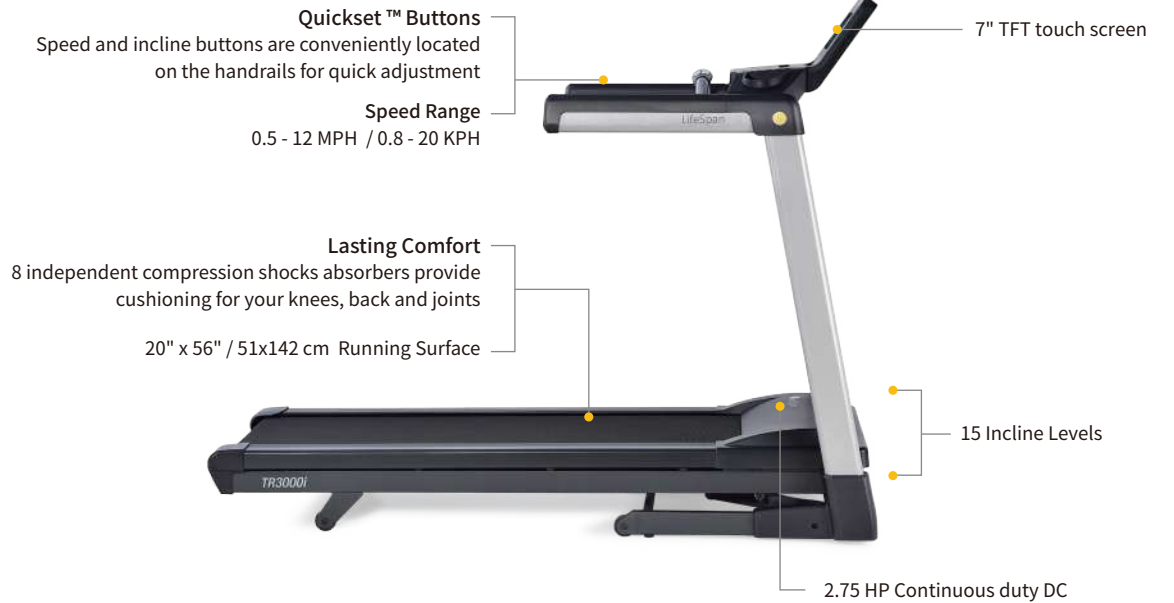
- 1 MANUAL
- 2 HEART RATE CONTROL
- 2 CUSTOMIZED USER SETUP
- 15 HEALTH LIVING
- 21 SPORTS TRAINING
- 15 WEIGHT MANAGEMENT



TR3000i

Folding Treadmill

The newly-updated LifeSpan TR3000i still has all the features you love, with a new full-color touchscreen display. EZfold™ assisted folding makes both storage and unfolding a snap, getting you moving towards your goals safer and with less time. A stable, full-steel frame rests beneath the compact, 20" x 56" running surface, making even your most intense workouts a quiet experience for the whole family. Integrated Bluetooth makes listening to your favorite podcast, monitoring your heart rate, and syncing your exercises results with the LifeSpan app quick and easy, saving you more time for working out.



7" TFT Touch Screen

50+ Programs

- 1 MANUAL
- 2 HEART RATE CONTROL
- 2 CUSTOMIZED USER SETUP
- 15 HEALTH LIVING
- 21 SPORTS TRAINING
- 15 WEIGHT MANAGEMENT

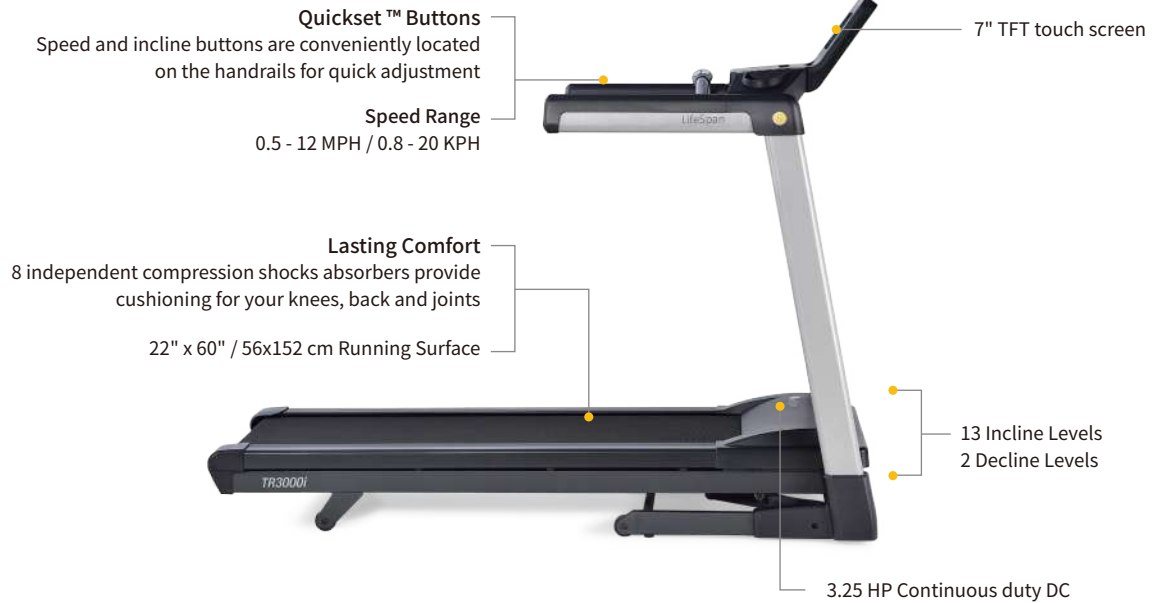


TR4000i

Folding Treadmill



Designed to take your training as seriously as you do, the all-new TR4000i foldable treadmill is outfitted with an intelligent, full-color touchscreen display and performance-tuned components throughout. The spacious, 22" x 60" running surface is supported by 8 compression shocks, keeping you striding in comfort while reducing vibrations and sound. Whether you're trying to achieve your best 10k race time, or are training using your own custom workout, the LifeSpan TR4000i displays all your data, keeping you motivated run after run. Once your workout is complete, simply sync your exercises results with the LifeSpan app then share with an Apple Health or Google Fit companion app of your choosing.



7" TFT Touch Screen

50+ Programs

- 2 HEART RATE CONTROL
- 2 CUSTOMIZED USER SETUP
- 17 HEALTH LIVING
- 21 SPORTS TRAINING
- 16 WEIGHT MANAGEMENT
- 5K/10K RACE
- ROCKPORT FITNESS TEST
- NAVY FITNESS TEST



TR5500i

Folding Treadmill



TR5500i

Folding Treadmill



The TR5500i fold-away treadmill is designed with the runner in mind. Engineered to deliver a superior cardiovascular experience, this treadmill features state-of-the-art components, including a powerful, 4.0 HP continuous-duty DC motor, sturdy all-steel folding frame, and an impressive 10" full-color touchscreen display. Maxing out at speeds up to 13.5 mph and 13 levels of incline, the TR5500i goes to your limits and then some. And once your workout is complete, seamlessly sync your exercise data with the LifeSpan app or companion app using the built-in Bluetooth. Prepare to shatter your goals and expectations with the LifeSpan TR5500i.



Quickset™ Buttons
 Speed and incline buttons are conveniently located on the handrails for quick adjustment

Speed Range
 0.5 - 13.5 MPH / 0.8 - 22 KPH

Lasting Comfort
 8 independent compression shocks absorbers provide cushioning for your knees, back and joints

22" x 60" / 56x152 cm Running Surface

10" TFT touch screen

**13 Incline Levels
2 Decline Levels**

4.0 HP Continuous duty DC

10" TFT Touch Screen

50+ Programs

- 2 HEART RATE CONTROL
- 2 CUSTOMIZED USER SETUP
- 17 HEALTH LIVING
- 21 SPORTS TRAINING
- 16 WEIGHT MANAGEMENT
- 5K/10K RACE
- ROCKPORT FITNESS TEST
- NAVY FITNESS TEST

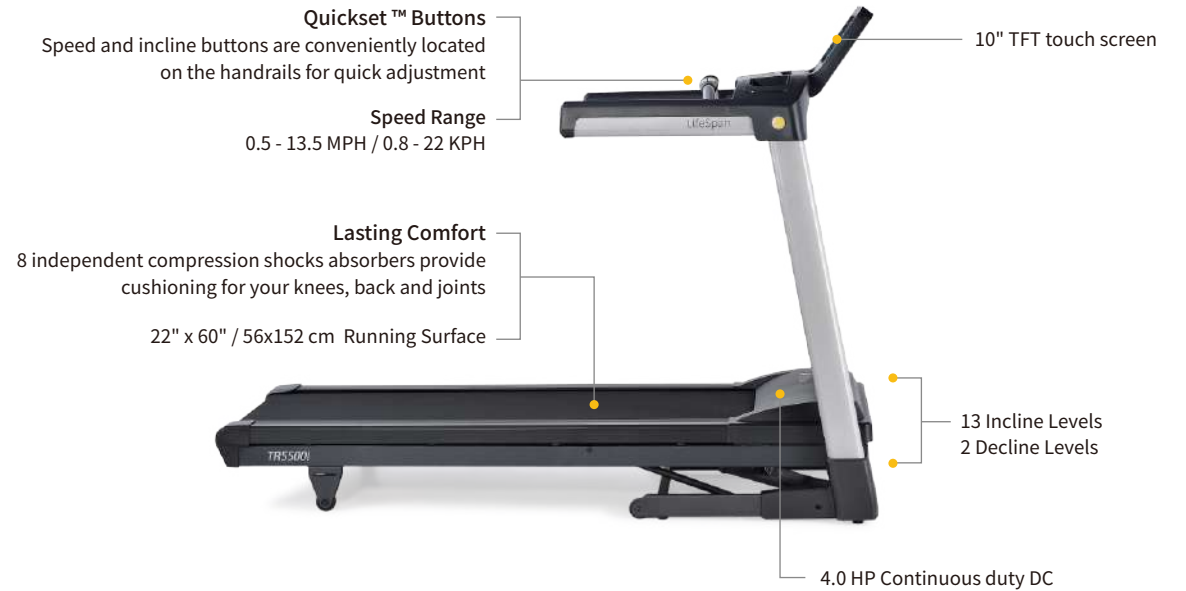


TR5500iM

Folding Treadmill



The TR5500i fold-away treadmill is designed with the runner in mind. Engineered to deliver a superior cardiovascular experience, this treadmill features state-of-the-art components, including a powerful, 4.0 HP continuous-duty DC motor, sturdy all-steel folding frame, and an impressive 10" full-color touchscreen display. Maxing out at speeds up to 13.5 mph and 13 levels of incline, the TR5500i goes to your limits and then some. And once your workout is complete, seamlessly sync your exercise data with the LifeSpan app or companion app using the built-in Bluetooth. Prepare to shatter your goals and expectations with the LifeSpan TR5500i.



10" TFT Touch Screen with multiple dashboard views

Bring music and entertainment to your workout with advanced mirror function.

50+ Programs

- 2 HEART RATE CONTROL
- 2 CUSTOMIZED USER SETUP
- 17 HEALTH LIVING
- 21 SPORTS TRAINING
- 16 WEIGHT MANAGEMENT
- 5K/10K RACE
- ROCKPORT FITNESS TEST
- NAVY FITNESS TEST
- MIRROR FUNCTION MAY NOT BE SUPPORTED DEPENDING ON THE APPS



E2i

Elliptical Cross Trainer

Experience whole-body training with zero compromise. The LifeSpan E2i elliptical cross training machine provides exceptional cardiovascular and fat-burning abilities, as well as integrated ramping power to specifically target your calves, quads, and glutes. Craft a custom, toned, sleek lower body with 20 levels of intensity that pair with 20 unique ramp settings. With included CoreBalance™ technology, you're always certain of balanced, equal distribution of efforts on this cross trainer machine.



6" Blue Backlit LCD Screen

21 Programs

- 2 HEART RATE CONTROL
- 2 CUSTOMIZED USER SETUP
- 5 HEALTHY LIVING
- 7 SPORTS TRAINING
- 5 WEIGHT MANAGEMENT



E3i

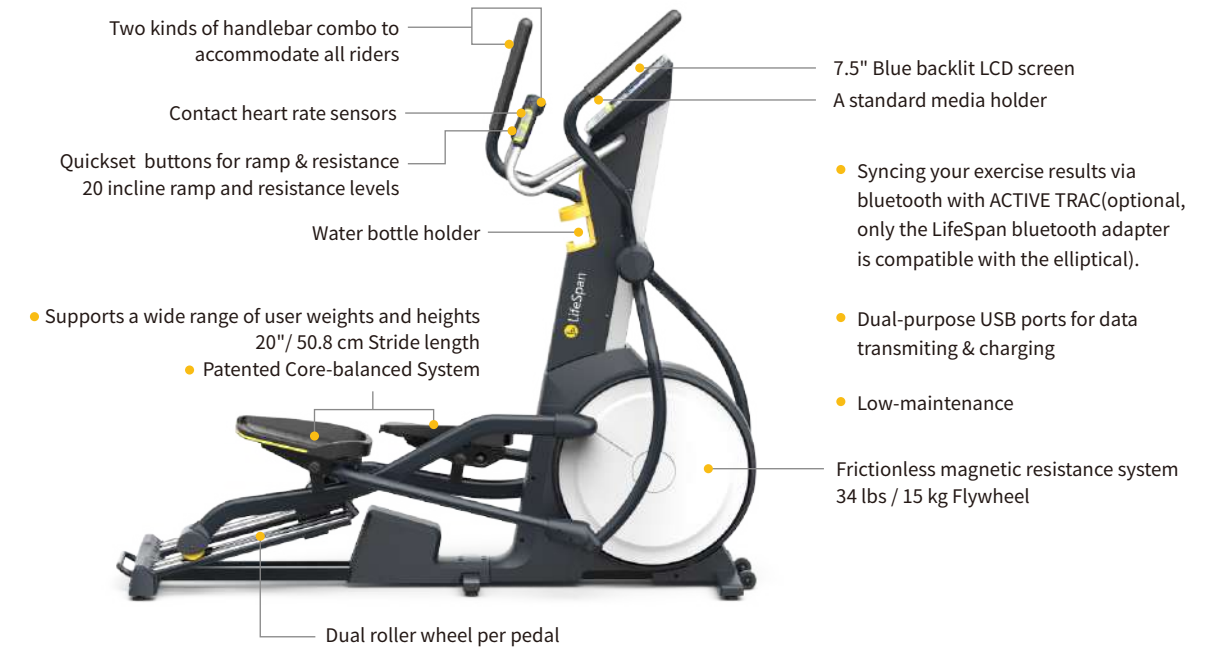
Elliptical Cross Trainer



E3i

Elliptical Cross Trainer

Find your ideal fitness with the cross-training powerhouse. LifeSpan's flagship cross trainer machine, the E3i's cardiovascular and muscle-isolating prowess deliver you to the precise health you desire. Burn fat, boost heart health, and build impressive muscular tone in the exact areas you choose, all while respecting your knees and joints. Exclusive CoreBalance™ technology and heavy-duty hardware come standard, ensuring the highest-quality in-home fitness experiences available.



7.5" Blue Backlit LCD Screen

21 Programs

- 2 HEART RATE CONTROL
- 2 CUSTOMIZED USER SETUP
- 5 HEALTHY LIVING
- 7 SPORTS TRAINING
- 5 WEIGHT MANAGEMENT



C3i

Upright Bike



The LifeSpan C3i stationary upright bicycle quiet, powerful capabilities bring elite fitness home. A comfortable upright position, 19 unique seat adjustments, and heavily-padded seat let you exercise to your fullest in luxury. The color 4" by 2.75" LCD console displays your pedal revolutions, workout time, distance covered, and calories burned, while the built-in USB port saves your information for easy upload to your Club account. As convenient as it is capable, a minimal footprint removes all stress from post-workout storage.



- Magnetic resistance ensures a smooth ride-16 resistance levels.
- Saves your exercise results to a USB drive



Multi-Color LCD Screen

21 Programs

- 2 HEART RATE CONTROL
- 2 CUSTOMIZED USER SETUP
- 5 HEALTHY LIVING
- 7 SPORTS TRAINING
- 5 WEIGHT MANAGEMENT



R3i

Recumbent Bike



The R3i recumbent exercise cycle is an excellent combination of comfort and durability, offering you low-impact exercise that's easy on your knees, hips, and lower back. Superior comfort starts with an oversized molded seat bottom and ventilated seat back to keep you cool while exercising. The seat back of the gym cycle includes extra lumbar support and is adjustable to your preferred angle. Finally, the seat is designed with full length armrests with integrated heart rate sensors, so you can monitor your heart rate constantly throughout your workout without needing to move your hands or wear a chest strap. And when your workout is over, simply upload your exercise results using the integrated USB data port to your included, online LifeSpan Club account.



Multi-color LCD Screen

21 Programs

- 2 HEART RATE CONTROL
- 2 CUSTOMIZED USER SETUP
- 5 HEALTHY LIVING
- 7 SPORTS TRAINING
- 5 WEIGHT MANAGEMENT



T4T S3

Indoor Cycle



The attention to detail, its meticulous design and magnetic brake system will meet the needs of the most demanding workouts.



LCD Screen


21 Programs

- 2 HEART RATE CONTROL
- 2 CUSTOMIZED USER SETUP
- 5 HEALTHY LIVING
- 7 SPORTS TRAINING
- 5 WEIGHT MANAGEMENT



Aqua Rower

Perfect aerobic pursuit through immersive water resistance rowing workouts with the LifeSpan Aqua Rower. Beneath the smooth and gliding movements that don't tax the joints but reside explosive fitness capabilities. The Aqua Rower is equipped with several ergonomic design elements including an instinctive console makes getting started easy, padded hand grips, cushioned seat and large swivel foot pedals that contribute to a comfortable rowing experience. One of the most notable features is its quiet operation. Even at higher stroke rates, because of the aluminum chain surface designed make seat stable and almost silent.



Easy to Move + Store

The wheels on the front of the Aqua Rower make it easy to move and store with minimal effort by one person.



Easy to Work Out

It allows you to tailor personalized training or use built-in programs features. Compatible with ANT+ heart rate technology, such as a chest strap or watch, so you can measure accurate pulse and monitor the effect of your exercise.

Easy to Use Display

The simplified 5.5 " LCD console shows all the information you need that distance, time, 500M time, calories, watt, stroke count, and strokes-per-minute. Plus, there's no need to fumble with power cords, the Aqua Rower Console runs entirely on batteries. Feature an easy height and angle adjustment for the perfect viewing angle.



GET MOVING KEEP MOVING

COMMERCIAL

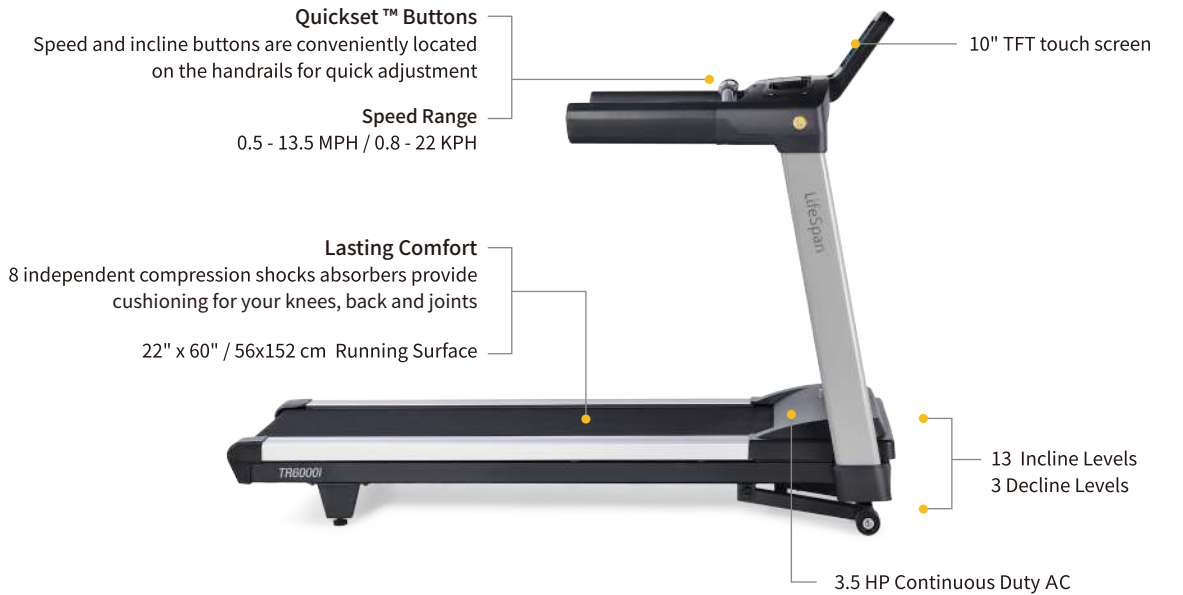
Our Commercial series of treadmills, elliptical trainers, indoor bikes, and our innovative stretching machine have all be made to take on the demands of heavy use throughout the day. With intuitive operating programs your customers will be able to instantly get into their workout. No fancy operations to learn, just a simple one-touch start and they are instantly into an intense workout. Dependable for years and able to handle the demands of daily use, these high-grade machines are hard to beat.



TR6000i

Light Commercial Treadmill

Built to last, the LifeSpan TR6000i light-commercial treadmill will support you through your toughest workouts in the most demanding commercial settings. Armed with incline and decline capabilities, gym-quality componentry, and sprint-length dimensions, the TR6000i guarantees no training goal goes unfulfilled. Built-in Bluetooth allows you to wirelessly play your music, monitor your heart rate, and sync exercise results back to your phone. Using the large 10" full color touchscreen display is simple. With multiple preset programs, fitness tests, 5k and 10k runs, and the ability to quickly create your own programs, this machine is made to take your workout to the next level.



10" TFT Touch Screen

50+ Programs


- 2 HEART RATE CONTROL
- 2 CUSTOMIZED USER SETUP
- 17 HEALTH LIVING
- 21 SPORTS TRAINING
- 16 WEIGHT MANAGEMENT
- 5K/10K RACE
- ROCKPORT FITNESS TEST
- NAVY FITNESS TEST



TR7000iM

Commercial Treadmill

Second to none, the TR7000iM commercial treadmill has redefined performance-grade quality. Elite in every category, these commercial grade treadmills pack a 5.0 HP AC motor, durable steel construction, and every premium feature your training program demands. The smart display enabled touchscreen allows you to mirror your favorite video content to the large display while you enjoy your workout. The 22" by 62" running deck permits full, athletic strides, while four impact-absorbing shocks replicate real-world environments that are gentle on your knees, back, and joints. Run with confidence, the LifeSpan TR7000iM professional treadmill comes with our full commercial warranty and is the perfect high-end treadmill for any home or gym setting.



18.5" TFT Touch Screen with multiple dashboard views

Bring music and entertainment to your workout with advanced mirror function.

60+ Programs

- 2 HEART RATE CONTROL
- 2 CUSTOMIZED USER SETUP
- 17 HEALTH LIVING
- 24 SPORTS TRAINING
- 16 WEIGHT MANAGEMENT
- 5K/10K RACE
- ROCKPORT FITNESS TEST
- MIRROR FUNCTION MAY NOT BE SUPPORTED DEPENDING ON THE APPS



E5i

Elliptical Cross Trainer

New to the LifeSpan commercial line, the E5i Commercial Elliptical Trainer delivers a superior cardiovascular experience. The E5i is built with high-quality commercial grade components including, sturdy double rollers set on twin rails, commercial drive system and mechanism, and it's all backed with a commercial warranty. Best of all, the E5i commercial elliptical runs entirely off of self-generated power. Meaning, you don't need to worry about placing it near an outlet or having cords cluttering your floor space. And, like all other LifeSpan exercise equipment, the console is intuitive and easy-to-use.

Whether you are looking for a professional elliptical machine for your gym or commercial facility, the LifeSpan E5i is a perfect fit



7.5" Blue Backlit LCD Screen

21 Programs

- 2 HEART RATE CONTROL
- 2 CUSTOMIZED USER SETUP
- 5 HEALTHY LIVING
- 7 SPORTS TRAINING
- 5 WEIGHT MANAGEMENT



T4T S5

Light Commercial
Indoor Cycle



T4T S5

Light Commercial Indoor Cycle

A bike that achieves a quiet - but true - road bike experience inside your gym or home. With collected user experiences, T4T S5 offers competitive specs and fine design.



LCD Screen

21 Programs

- 2 HEART RATE CONTROL
- 2 CUSTOMIZED USER SETUP
- 5 HEALTHY LIVING
- 7 SPORTS TRAININ
- 5 WEIGHT MANAGEMENT



C5i

Upright Bike



C5i

Upright Bike

Put your best foot forward with the LifeSpan C5i stationary upright bike. The C5i offers a superior combination of durability, comfort, innovative features, and best of all, it won't break the bank. Designed with the end user in mind, this upright cycle delivers an impact-free workout with the comfort of the oversized, padded seat. Your ride will be so comfortable you won't want your workout to come to an end. And with the large selection of exercise programs, it won't have to. There's an endless number of rides available at your fingertips. And once your workout finally comes to an end, you can upload and view all your exercise data to your smartphone with built-in Bluetooth capabilities.



Multi-Color LCD Screen

21 Programs

- 2 HEART RATE CONTROL
- 2 CUSTOMIZED USER SETUP
- 5 HEALTHY LIVING
- 7 SPORTS TRAINING
- 5 WEIGHT MANAGEMENT



C7000i

Commercial Upright Bike

We crafted the C7000i upright exercise bike for cyclists that demand superior indoor fitness. Boasting elite capabilities and comfort, riders experience exceptional outdoor-styled training from the comfort of home with this commercial stationary exercise bicycle. Commercial-grade, cast-metal components provide smooth, quiet use and years of durability, allowing you to push your limits with confidence. As efficient as it is capable, the C7000i commercial stationary bike is powered entirely by user motion, reducing ownership cost and eliminating carbon footprint.



6.5" Multi-Color LCD Screen with 2 LED Display

21 Programs

- 2 HEART RATE CONTROL
- 2 CUSTOMIZED USER PROGRAMS
- 5 HEALTHY LIVING
- 7 SPORTS TRAINING
- 5 WEIGHT MANAGEMENT



R5i

Recumbent Bike



R5i

Recumbent Bike

The R5i stationary recumbent bike is an excellent combination of comfort and durability, with the quality to support home and commercial use. The R5i lets you power through your workouts in complete comfort with the oversized molded seat bottom, ventilated seat back, and extra lumbar support. The seat also includes full armrests with integrated heart rate sensors, so you can monitor your heart rate constantly throughout your workout without needing to move your hands or wear a chest strap. Plus, this self-generating exercise bike produces its own power, making it both green and convenient, so you can easily move the bike around without concerns of wiring or locating it near a power outlet.



Multi-Color LCD Screen

21 Programs

- 2 HEART RATE CONTROL
- 2 CUSTOMIZED USER SETUP
- 5 HEALTHY LIVING
- 7 SPORTS TRAINING
- 5 WEIGHT MANAGEMENT



R7000i

Commercial Recumbent Bike

The R7000i Recumbent Bike features a step-thru design, allowing you to get on and off the bike with ease. The R7000i commercial recumbent bike also comes with iPad® integration and connectivity with our apps, allowing you to operate your bike and view more detailed and graphically enhanced readouts of your workout. Exercise data can be tracked simply by wirelessly syncing your exercise data from your iPad to the LifeSpan Club. What makes the R7000i unique is that it is entirely powered by you - energy generated by pedaling is used to power the console as well as charge any electronic device that will connect with a USB port.



6.5" Multi-Color LCD Screen with 2 LED Display

21 Programs

- 2 HEART RATE CONTROL
- 2 CUSTOMIZED USER SETUP
- 5 HEALTHY LIVING
- 7 SPORTS TRAINING
- 5 WEIGHT MANAGEMENT




SP1000

Stretch Partner

Prevent injury, improve back pain, reduce muscle aches, and enhance your posture with the LifeSpan Stretch Partner SP1000. The stretching machine uses gravity to stretch all major muscle groups, from your shoulders down to your achilles and everything in between. The solid steel frame, ergonomic seat design, and included instructional chart along with the supporting video make the Stretch Partner ideal for any age group and ability level. Whether you are training for a sport, recovering from an injury, or are simply looking to improve your overall flexibility, the LifeSpan SP1000 full-body stretching machine makes the perfect fit.





Equipment Mat

The exercise equipment mat is large enough to place under almost any piece of cardio equipment. This 3 mm thick gym equipment mat will protect your floors, reduce static and keep dust particles and carpet fibers from getting into the motor and other moving parts of your exercise equipment.

UNIQUE FEATURES

- Protects flooring including hardwood, tile, and carpeting
- Absorbs equipment vibration and noise
- Easy-clean, non-skid surface
- Recycled Rubber

SPECIFICATION

- TMM 100: 79" x 37"/200 x 94cm
- TMM 800: 96" x 40"/244 x 102cm

Treadmill Belt Lubricant

Protect Your Investment

Safe and easy to use, a single bottle of 100% silicone lubricant keeps your treadmill operating with quiet efficiency for a full year. Spray contains no harmful solvents and is colorless, odorless, non-toxic, and non flammable.

UNIQUE FEATURES

- PREVENTS COSTLY REPAIRS
- APPLIES EASILY
- REDUCES FRICTION
- PETROLEUM FREE

Bluetooth Heart Rate Chest Strap

Monitor heart rate with maximum precision. Connect your heart rate to your training equipment and enjoy the benefits of heart rate training.

ACCESSORIES



CONSOLE	TR1200i (Home)	TR2000i (Home)
Display Area	7" TFT Non-Touch Screen	7" TFT Touch Screen
Readouts	Time, calories burned and calories burned per hour, distance, total steps and steps per minute, heart rate and percentage max hear rate, speed, incline/decline level, pace, total laps and split time, and elevation change	Time, calories burned and calories burned per hour, distance, total steps and steps per minute, heart rate and percentage max hear rate, speed, incline/decline level, pace, total laps and split time, and elevation change
Programs	1 manual, 2 heart rate programs, 2 customized user programs and 51 preset programs (15 weight managment, 15 healthy living, 21 sports training)	1 manual, 2 heart rate programs, 2 customized user programs and 51 preset programs (15 weight managment, 15 healthy living, 21 sports training)
QuickSet™ Button control	5 Speed / 5 Incline	5 Speed / 5 Incline
Audio	N/A	BT speaker
USB Ports	USB port charges your mobile devices	USB port charges your mobile devices
Media Holder	Yes	Yes
Cooling Fan	N/A	N/A
SPECIFICATIONS	TR1200i (Home)	TR2000i (Home)
Drive Motor	2.5 HP Continuous Duty DC	2.5 HP Continuous Duty DC
Speed Range	0.5 - 11 MPH / 0.8 - 18 KPH	0.5 - 11 MPH / 0.8 - 18 KPH
Incline level	15 levels	15 levels
Running Belt (W x L)	51 cm x 142cm / 20" x 56"	51 cm x 142cm / 20" x 56"
Belt Thickness	1.6mm	1.6mm
Deck	0.75"/18 mm Phenolic	0.75"/18 mm Phenolic
Deck Suspension	8 Independent Compression Shocks	8 Independent Compression Shocks
Roller	2.5" / 64 mm Front, 2.0" / 51 mm Rear	2.5" / 64 mm Front, 2.0" / 51 mm Rear
Transport	2 Front-mounted and 2 rear-mounted wheels	2 Front-mounted and 2 rear-mounted wheels
Side Rails	Non-Slip Plastic	Non-Slip Plastic
Product Weight	90 kgs / 198.4 lbs.	90 kgs / 198.4 lbs.
Max. User Weight	136 kgs / 300 lbs.	136 kgs / 300 lbs.
Unfolded Dimensions (L x W x H)	180 x 84 x 142 cm / 70.7" x 32.9" x 55.7"	180 x 84 x 142 cm / 70.7" x 32.9" x 55.7"
Folded Dimensions (L x W x H)	105 x 84 x 156 cm / 41.2" x 32.9" x 61.4"	105 x 84 x 156 cm / 41.2" x 32.9" x 61.4"
PACKAGING	TR1200i (Home)	TR2000i (Home)
Loading w/o Pallets (20' / 40' / 40'HQ)	44 / 92 / 105 pcs	44 / 92 / 105 pcs
Loading w/ Pallets (20' / 40' / 40'HQ)	44 / 92 / 105 pcs	44 / 92 / 105 pcs
Gross Weight	100 kgs / 220.4 lbs.	100 kgs / 220.4 lbs.
Box Dimensions (L x W x H)	190 x 89 x 34 cm / 74.8" x 35" x 13.4"	190 x 89 x 34 cm / 74.8" x 35" x 13.4"
ACCESSORIES	TR1200i (Home)	TR2000i (Home)
Heart Rate Chest Strap	Optional (Bluetooth)	Optional (Bluetooth)
UNIQUE FEATURES	TR1200i (Home)	TR2000i (Home)
Intelli-Key™	N/A	N/A
Intelli-Guard™	Yes	Yes
Intelli-Step™	Yes	Yes
Folding System	EZfold™	EZfold™
Compatible with IHP	Yes	Yes
Energy Efficient	Yes	Yes
Firmware/Software updates via BT	Coming soon	Coming soon



TR3000i (Home)	TR4000i (Home)	TR5500i (Home)
7" TFT Touch Screen	7" TFT Touch Screen	10" TFT Touch Screen
Time, calories burned and calories burned per hour, distance, total steps and steps per minute, heart rate and percentage max hear rate, speed, incline/decline level, pace, total laps and split time, and elevation change	Time, calories burned and calories burned per hour, distance, total steps and steps per minute, heart rate and percentage max hear rate, speed, incline/decline level, pace, total laps and split time, and elevation change	Time, calories burned and calories burned per hour, distance, total steps and steps per minute, heart rate and percentage max hear rate, speed, incline/decline level, pace, total laps and split time, and elevation change
1 manual, 2 heart rate programs, 2 customized user programs and 51 preset programs (15 weight managment, 15 healthy living, 21 sports training)	2 heart rate programs, 2 customized user programs and 54 preset programs (16 weight management, 17 healthy living, 21 sports training), 5k/10k race, rockport fitness test, and navy fitness test	2 heart rate programs, 2 customized user programs and 54 preset programs (16 weight management, 17 healthy living, 21 sports training), 5k/10k race, rockport fitness test, and navy fitness test
5 Speed / 5 Incline	5 Speed / 5 Incline	5 Speed / 5 Incline
BT speaker	BT speaker	BT speaker
USB port charges your mobile devices	USB port charges your mobile devices	USB port charges your mobile devices
Yes	Yes	Yes
3-speed cooling fan	3-speed cooling fan	3-speed cooling fan
TR3000i (Home)	TR4000i (Home)	TR5500i (Home)
2.75 HP Continuous duty DC	3.25 HP Continuous duty DC	4.0 HP Continuous duty DC
0.5 - 12MPH / 0.8 - 20 KPH	0.5 - 12 MPH / 0.8 - 20 KPH	0.5 - 13.5 MPH / 0.8 - 22 KPH
15 levels	Decline 2 - Incline 13 levels	Decline 2 - Incline 13 levels
51 cm x 142cm / 20" x 56"	56 cm x 152cm / 22" x 60"	56 cm x 152cm / 22" x 60"
2.0mm	2.2mm	2.2mm
1" / 25 mm Phenolic	1" / 25 mm Phenolic	1" / 25 mm Phenolic
8 Independent Compression Shocks	8 Independent Compression Shocks	8 Independent Compression Shocks
2.5" / 64 mm Front, 2.0" / 51 mm Rear	2.5" / 64 mm Front, 2.0" / 51 mm Rear	2.5" / 64 mm Front, 2.0" / 51 mm Rear
2 Front-mounted and 2 rear-mounted wheels	2 Front-mounted and 2 rear-mounted wheels	2 Front-mounted and 2 rear-mounted wheels
Non-Slip Plastic	Non-Slip Plastic / Aluminum side rails are optional	Non-Slip Plastic / Aluminum side rails are optional
96 kg / 211.6 lbs.	110 kgs / 242.5 lbs.	110 kgs / 242.5 lbs.
159 kg / 350 lbs.	159 kgs / 350 lbs.	159 kgs / 350 lbs.
180 x 84 x 142 cm / 71" x 33" x 56"	185 x 88 x 141 cm / 73" x 34.5" x 55.5"	185 x 88 x 141 cm / 73" x 34.5" x 55.5"
107 x 84 x 165 cm / 42" x 33" x 66"	103 x 90 x 166 cm / 40.5" x 35.5" x 65.5"	103 x 90 x 166 cm / 40.5" x 35.5" x 65.5"
TR3000i (Home)	TR4000i (Home)	TR5500i (Home)
44 / 92 / 112 pcs	30 / 60 / 84 pcs	30 / 60 / 84 pcs
44 / 92 / 99 pcs	30 / 60 / 72 pcs	30 / 60 / 72 pcs
108 kgs / 238 lbs.	123 kgs / 271 lbs.	123 kgs / 271 lbs.
190 x 86.7 x 36.4 cm / 74.8" x 34.1" x 14.3"	200 x 94.4 x 41.4 cm / 78.7" x 37.1" x 16.2"	200 x 94.4 x 41.4 cm / 78.7" x 37.1" x 16.2"
TR3000i (Home)	TR4000i (Home)	TR5500i (Home)
Optional (Bluetooth)	Optional (Bluetooth)	Optional (Bluetooth)
TR3000i (Home)	TR4000i (Home)	TR5500i (Home)
N/A	N/A	N/A
Yes	Yes	Yes
Yes	Yes	Yes
EZfold™	EZfold™	EZfold™
Yes	Yes	Yes
Yes	Yes	Yes
Coming soon	Coming soon	Coming soon



CONSOLE	T5500iM (Home)	T6000i (Commercial)	TR7000iM (Commercial)
Display Area	10" TFT Touch Screen	10" TFT Touch Screen	18.5" TFT Touch Screen
Readouts	Time, calories burned and calories burned per hour, distance, total steps and steps per minute, heart rate and percentage max hear rate, speed, incline/decline level, pace, total laps and split time, and elevation change	Time, calories burned and calories burned per hour, distance, total steps and steps per minute, heart rate and percentage max hear rate, speed, incline/decline level, pace, total laps and split time, and elevation change	Program Name, Date and Time,WorkoutTime, Calories, Distance, Steps, Heart Rate, Speed, Incline, Pace
Programs	2 heart rate programs, 2 customized user programs and 54 preset programs (16 weight managment, 17 healthy living, 21 sports training), 5k/10k race, rockport fitness test, and navy fitness test	2 heart rate programs, 2 customized user programs and 54 preset programs (16 weight managment, 17 healthy living, 21 sports training), 5k/10k race, rockport fitness test, and navy fitness test	2 heart rate programs, 2 customized user programs and 57 preset programs (17 healthy living, 24 sports training, 16 weight loss), 5k/10k race, rockport fitness test, and navy fitness test
QuickSet™ Button control	5 Speed / 5 Incline	5 Speed / 5 Incline	Quicky key is designed in UI
Audio	BT speaker	BT speaker (optional)	Audio out
USB Ports	USB port charges your mobile devices	USB port charges your mobile devices	USB port charges your mobile devices
Media Holder	Yes	Yes	Yes
Cooling Fan	3-speed cooling fan	N/A	N/A
SPECIFICATIONS	T5500iM (Home)	T6000i (Commercial)	T7000iM (Commercial)
Drive Motor	4.0 HP Continuous duty DC	3.5 HP Continuous Duty AC	5.0 HP Continuous Duty AC
Speed Range	0.5 - 13.5 MPH / 0.8 - 22 KPH	0.5 - 13.5 MPH / 0.8 - 22 KPH	0.8- 20 KPH / 0.5 - 22 MPH
Incline level	Decline 2 - Incline 13 levels	Decline 3 - Incline 13 levels	Decline 3 - Incline 12 levels
Running Belt (W x L)	56 cm x 152cm / 22" x 60"	56 cm x 152cm / 22" x 60"	56 cm X 157.5 cm / 22" X 62"
Belt Thickness	2.2mm	2.4mm (Maintenance-Free Habasit Belt)	2.4mm Durable usage Habasit
Deck	1" / 25 mm Phenolic	1" / 25 mm Phenolic	1" / 25 mm Melamine Laminated Reversible Deck Medium-Density Fiber Board
Deck Suspension	8 Independent Compression Shocks	8 Independent Compression Shocks	4Independent Compression Shocks
Roller	2.5" / 64 mm Front, 2.0" / 51 mm Rear	3.0" / 76 mm Front, 2.0" / 51 mm Rear"	3" / 75 mm crown rollers keep belt centered
Transport	2 Front-mounted and 2 rear-mounted wheels	2 Front-mounted and 2 rear-mounted wheels	N/A
Side Rails	Non-Slip Plastic / Aluminum side rails are optional	Aluminum Side Rails	Steel Side Rails
Product Weight	110 kgs / 242.5 lbs.	110 kgs / 242.5 lbs.	167 kgs / 368 lbs.
Max. User Weight	159 kgs / 350 lbs.	159 kgs / 350 lbs.	180 kgs / 400 lbs.
Unfolded Dimensions (L x W x H)	185 x 88 x 141 cm / 73" x 34.5" x 55.5"	185 x 88 x 141 cm / 73" x 34.5 " x 55.5"	204.5 x 93.2 x 154.9 cm / 80.5" x 36.5" x 61"
Folded Dimensions (L x W x H)	103 x 90 x 166 cm / 40.5" x 35.5" x 65.5"	N/A	N/A
PACKAGING	T5500iM (Home)	T6000i (Commercial)	T7000iM (Commercial)
Loading w/o Pallets (20' / 40' / 40'HQ)	30 / 60 / 84 pcs	30 / 60 / 84 pcs	N/A
Loading w/ Pallets (20' / 40' / 40'HQ)	30 / 60 / 72 pcs	30 / 60 / 72 pcs	20 / 44/ 55 pcs
Gross Weight	123 kgs / 271 lbs.	123 kgs / 271 lbs.	191.5 kgs / 422 lbs.
Box Dimensions (L x W x H)	200 x 94.4 x 41.4 cm / 78.7" x 37.1" x 16.2"	200 x 94.4 x 41.4 cm / 78.7" x 37.1" x 16.2"	230 x 105 x 51 cm / 89.7" x 41" x 20"
ACCESSORIES	T5500iM (Home)	T6000i (Commercial)	T7000iM (Commercial)
Heart Rate Chest Strap		Optional (Bluetooth)	Optional (Bluetooth)
UNIQUE FEATURES	T5500iM (Home)	T6000i (Commercial)	T7000iM (Commercial)
Intelli-Key™	N/A	N/A	N/A
Intelli-Guard™	Yes	Yes	Yes
Intelli-Step™	Yes	Yes	Yes
Folding System	EZfold™	Non-Folding	Non-Folding
Compatible with IHP	Yes	Yes	Yes
Energy Efficient	Yes	Yes	N/A
Firmware/Software updates via BT	Coming soon	Coming soon	Coming soon (wifi)



CONSOLE	E2i (Home)	E3i (Home)
Display	6" Blue Backlit LCD Screen	7.5" Blue Backlit LCD Screen
Readouts	Time, Speed, Calories, Heart Rate, Watts, Stride(step) Count, Ramp and Resistance Level, Date and Clock, and Core Balance	Time, Speed, Calories, Heart Rate, Watts, Stride(step) Count, Ramp and Resistance Level, Date and Clock, and Core Balance, Average Watts, Stride Count Per Minute(CPM), Calorie Burn Rate Per Hour, Distance
Programs	2 heart rate programs, 2 customized user programs and 17 preset programs (5 weight management, 5 healthy living, 7 sports training)	2 heart rate programs, 2 customized user programs and 17 preset programs (5 weight management, 5 healthy living, 7 sports training)
QuickSet™ Button control	4 ramp / 4 resistance	4 ramp / 4 resistance
Audio	Audio in jack and speakers	Audio in jack and speakers
USB Ports	Dual-purpose USB port charges your mobile devices (doesn't charge iPad 1, iPad 2, iPad 3, iPhone 6/6s, 7, 8, or X) and saves your exercise results to a USB drive	Dual-purpose USB port charges your mobile devices (doesn't charge iPad 1, iPad 2, iPad 3, iPhone 6/6s, 7, 8, or X) and saves your exercise results to a USB drive
Media Holder	Yes	Yes
SPECIFICATIONS	E2i (Home)	E3i (Home)
Flywheel	13 kg / 29 lbs.	15 kg / 34 lbs.
Resistance System	Frictionless Magnetic Resistance	Frictionless Magnetic Resistance
Resistance Levels	20	20
Stride Length	50.8 cm / 20"	50.8 cm / 20"
Incline Ramp Levels	0-15 Degree, 20 Levels	0-15 Degree, 20 Levels
Pedals Design	Oversized Cushioned Pedal Design	Oversized Cushioned Pedal Design
Handlebar Design	Dual handlebar - foam style grip, hand pulse with quick-key control	Dual handlebar- PVC dipping grip, hand pulse with quick-key control
Roller Wheels	Single Roller Wheel Per Pedal	Dual Roller Wheel Per Pedal
Transport	2 Front-mounted wheels	2 Front-mounted wheels
Power	110/220V with plug in	110/220V with plug in
Product Weight	94 kg / 207 lbs.	100 kg / 220 lbs.
Max. User Weight	159 kg / 350 lbs.	170 kg / 375 lbs.
Overall Dimensions (L x W x H)	203 x 61 x 175 cm / 80" x 24" x 69"	203 x 61 x 175 cm / 80" x 24" x 69"
PACKAGING	E2i (Home)	E3i (Home)
Loading w/o Pallets (20' / 40' / 40'HQ)	24 / 52/ 78 pcs	24 / 52/ 78 pcs
Loading w/ Pallets (20' / 40' / 40'HQ)	24 / 52/ 78 pcs	24 / 52/ 78 pcs
Gross Weight	105 kg / 231 lbs.	110 kgs/ 242 lbs.
Box Dimensions (L x W x H)	165 x 62.5 x 84 cm / 65" x 24.6" x 33.1"	165 x 62.5 x 84 cm / 65" x 24.6" x 33.1"
ACCESSORIES	E2i (Home)	E3i (Home)
Bluetooth Adapter	Optional	Optional
Heart Rate Chest Strap	Optiona (5K)	Optional (5K)
UNIQUE FEATURES	E2i (Home)	E3i (Home)
Intelli-Key™	Yes	Yes
Patented Core-balanced System	Yes	Yes
Compatible with IHP	Yes	Yes



E5i (Commercial)
7.5" Blue Backlit LCD Screen
"Time, Speed, Calories, Heart Rate, Watts, Stride(step) Count, Resistance Level, Date and Clock, Average Watts, Stride Count Per Minute(CPM), Calorie Burn Rate Per Hour, Distance"
2 heart rate programs, 2 customized user programs and 17 preset programs (5 weight management, 5 healthy living, 7 sports training)
8 resistance
N/A
Dual-purpose USB port charges your mobile devices (doesn't charge iPad 1, iPad 2, iPad 3, iPhone 6/6s, 7, 8, or X) and saves your exercise results to a USB drive
Yes
E5i (Commercial)
15 kg / 34 lbs.
Frictionless Magnetic Resistance
20
50.8 cm / 20"
N/A
Oversized Cushioned Pedal Design
Dual handlebar- PVC dipping grip, hand pulse with quick-key control
Dual Roller Wheel Per Pedal
2 Front-mounted wheels
Self-Generated
94 kg / 207 lbs.
170 kg / 375 lbs.
190 x 91 x 175 cm / 74.8" x 35.8" x 69"
E5i (Commercial)
24 / 52/ 78 pcs
24 / 52/ 78 pcs
105 kg / 231 lbs.
165 x 62.5 x 84 cm / 65" x 24.6" x 33.1"
E5i (Commercial)
Optional
Optional (5K)
E5i (Commercial)
Yes
N/A
Yes





C7000i (Commercial)
15.6" Multi-Color LCD Screen with 2 LED Display
Program Name, Date and Time, Workout Time, Calories, RPM, Distance, Heart Rate, Speed, Resistance Level (Load)
2 heart rate programs, 2 customized user programs and 17 preset programs (5 weight management, 5 healthy living, 7 sports training)
N/A
4 program group buttons for heart rate control, Healthy living, sports training, weight loss
N/A
Standard
Dual-purpose USB port charges your mobile devices and saves your exercise results to a USB drive
Yes
C7000i (Commercial)
8.16 kg / 18 lbs.
Magnetic-Eddy Current Brake
16
Height - 19 Positions
Self balancing, Adjustable Straps
Self-Generated
53 kg / 117 lbs.
181.4 kg / 400 lbs.
101.6 x 71 x 147.3 cm / 40" x 28" x 58"
C7000i (Commercial)
80 / 167 / 191 pcs
62 / 128 / 180 pcs
60.3 kgs, 133 lbs
74 x 56.5 x 87 cm / 29.1" x 22.2" x 34.3"
C7000i (Commercial)
Optional (5K)
C7000i (Commercial)
Yes
Yes



	C3i (Home)	C5i (Commercial)
CONSOLE		
Display	1 Multi-Color LCD Screen	1 Multi-Color LCD Screen
Readouts	Program Name, Date and Time, Workout Time, Calories, RPM, Distance, Heart Rate, Speed, Resistance Level (Load) and Watts	Program Name, Date and Time, Workout Time, Calories, RPM, Distance, Heart Rate, Speed, Resistance Level (Load) and Watts
Programs	2 heart rate programs, 2 customized user programs and 17 preset programs (5 weight management, 5 healthy living, 7 sports training)	2 heart rate programs, 2 customized user programs and 17 preset programs (5 weight management, 5 healthy living, 7 sports training)
Quick Change Resistance Buttons	4 quick changes Resistance Buttons	4 quick changes Resistance Buttons
Preset Programs Buttons	5 program group buttons for heart rate control, Healthy living, sports training, weight loss and User set-up programs	5 program group buttons for heart rate control, Healthy living, sports training, weight loss and User set-up programs
Audio	Audio Center with in / out jacks and integrated speakers	N/A
Bluetooth	N/A	Standard
USB Ports	Saves your exercise results to a USB drive	N/A
Media Holder	Yes	Yes
SPECIFICATIONS		
Flywheel Weight	8.16 kg / 18 lbs.	8.16 kg / 18 lbs.
Resistance System	Magnetic-Eddy Current Brake	Magnetic-Eddy Current Brake
Resistance Levels	16	16
Seat Adjustment	Height - 19 Positions	Height - 19 Positions
Pedals	Self balancing, Adjustable Straps	Self balancing, Adjustable Straps
Power	AC 110-240V Converter Adapter	Self-Generated
Product Weight	41.8 kg / 92.2 lbs.	41.8 kg / 92.2 lbs.
Max. User Weight	181.4 kg / 400 lbs.	181.4 kg / 400 lbs.
Overall Dimensions (L x W x H)	109.2 x 71.1 x 142.2 cm / 43" x 28" x 56"	109.2 x 71.1 x 142.2 cm / 43" x 28" x 56"
PACKAGING		
Loading w/o Pallets (20' / 40' / 40'HQ)	108 / 210 / 270 pcs	108 / 210 / 270 pcs
Loading w/ Pallets (20' / 40' / 40'HQ)	108 / 210 / 240 pcs	108 / 210 / 240 pcs
Gross Weight	50 kgs, 110.2 lbs	50 kgs, 110.2 lbs
Box Dimensions (L x W x H)	78 x 38 x 89 cm / 30.7" x 15.0" x 34.9"	78 x 38 x 89 cm / 30.7" x 15.0" x 34.9"
ACCESSORIES		
Heart Rate Chest Strap	Optional (5K)	Optional (5K)
UNIQUE FEATURES		
Intelli-Key™	Yes	N/A
Compatible with IHP	Yes	Yes





R7000i (Commercial)
6.5" Multi-Color LCD Screen with 2 LED Display
Program Name, Date and Time, Workout Time, Calories, RPM, Distance, Heart Rate, Speed, Resistance Level (Load)
2 heart rate programs, 2 customized user programs and 17 preset programs (5 weight management, 5 healthy living, 7 sports training)
N/A
4 Program Group Buttons for Heart Rate Control, Healthy Living, Sports Training, Weight Loss
N/A
Standard
Dual-purpose USB port charges your mobile devices and saves your exercise results to a USB drive
Yes
R7000i (Commercial)
8.16 kg / 18 lbs.
Magnetic-Eddy Current Brake
16
14" (35.5cm) Micro-adjustment (Fore and Aft) Adjustable angle (Seat Back)
Self balancing, Adjustable Straps
Self-Generated
72 kgs / 159 lbs.
182 kgs / 400 lbs.
175.9 x 69.8 x 126.4 cm / 69.25" x 27.5" x 49.75"
R7000i (Commercial)
39 / 84 / 112 pcs
39 / 84 / 108 pcs
82 kgs, 181 lbs
170 x 56 x 61 cm / 67"x 22" x 24"
R7000i (Commercial)
Optional (5K)
R7000i (Commercial)
Yes
Yes



	R3i (Home)	R5i (Commercial)
CONSOLE		
Display	1 Multi-Color LCD Screen	1 Multi-Color LCD Screen
Readouts	Program Name, Date and Time, Workout Time, Calories, RPM, Distance, Heart Rate, Speed, Resistance Level (Load) and Watts	Program Name, Date and Time, Workout Time, Calories, RPM, Distance, Heart Rate, Speed, Resistance Level (Load) and Watts
Programs	2 heart rate programs, 2 customized user programs and 17 preset programs (5 weight management, 5 healthy living, 7 sports training)	2 heart rate programs, 2 customized user programs and 17 preset programs (5 weight management, 5 healthy living, 7 sports training)
Quick Change Resistance Buttons	4 quick changes Resistance Buttons	4 quick changes Resistance Buttons
Preset Programs Buttons	5 Program Group Buttons for Heart Rate Control, Healthy Living, Sports Training, Weight Loss and User Set-up Programs	5 Program Group Buttons for Heart Rate Control, Healthy Living, Sports Training, Weight Loss and User Set-up Programs
Audio	Audio Center with in / out jacks and integrated speakers	N/A
Bluetooth	N/A	Standard
USB Port	Saves your exercise results to a USB drive	N/A
Media Holder	Yes	Yes
SPECIFICATIONS		
Flywheel Weight	8.16 kg / 18 lbs.	8.16 kg / 18 lbs.
Resistance System	Magnetic-Eddy Current Brake	Magnetic-Eddy Current Brake
Resistance Levels	16	16
Seat Adjustment	14" (35.5cm) Micro-adjustment (Fore and Aft) Adjustable angle (Seat Back)	14" (35.5cm) Micro-adjustment (Fore and Aft) Adjustable angle (Seat Back)
Pedals	Self balancing, Adjustable Straps	Self balancing, Adjustable Straps
Power	AC 110-240V Converter Adapter	Self-Generated
Product Weight	66.2 kg / 146 lbs.	66.2 kg / 146 lbs.
Max. User Weight	181.4 kg / 400 lbs.	181.4 kg / 400 lbs.
Overall Dimensions (L x W x H)	185.4 x 71.1 x 116.8 cm / 73" x 28" x 46"	185.4 x 71.1 x 116.8 cm / 73" x 28" x 46"
PACKAGING		
Loading w/o Pallets (20' / 40' / 40'HQ)	60 / 168 / 168 pcs	60 / 168 / 168 pcs
Loading w/ Pallets (20' / 40' / 40'HQ)	60 / 168 / 162 pcs	60 / 168 / 162 pcs
Gross Weight	72.80 kgs, 160.5 lbs	72.80 kgs, 160.5 lbs
Box Dimensions (L x W x H)	170 x 38 x 62 cm / 66.9" x 15.2" x 24.4"	170 x 38 x 62 cm / 66.9" x 15.2" x 24.4"
ACCESSORIES		
Heart Rate Chest Strap	Optional (5K)	Optional (5K)
UNIQUE FEATURES		
Intelli-Key™	Yes	N/A
Compatible with IHP	Yes	Yes





SPECIFICATIONS	SPI000 (Commercial)
Transport	2 front-mounted transport wheels
Wrist Straps	Includes 2 wrist straps, allowing for a fuller, deeper stretch and added safety.
Pedal	Specailized pedals for stretching usage.
HandelBar	Ergonomics design with full dip coating surface for comfortable holding.
Product Weight	22.4 kgs / 49.4 lbs.
Max. User Weight	136 kgs / 300 lbs.
Dimensions (L x W x H)	119.8 x 64.4 x 103.7 cm / 47" x 25" x 41"
PACKAGING	SPI000 (Commercial)
Loading w/o Pallets (20' / 40' / 40'HQ)	N/A
Loading w/ Pallets (20' / 40' / 40'HQ)	102 / 214 / 243 pcs
Gross Weight	28.2 kgs / 62.2 lbs.
Box Dimensions (L x W x H)	126x 73 x 27cm / 49.8" L x 28.7" W x 10.6" H

STRETCHING MACHINE



CONSOLE	T4T S3 (Home)	T4T S5 (Commercial)
Display	LCD Screen	LCD Screen
Readouts	Program Name, Date and Time, Workout Time, Calories, RPM, Distance, Heart Rate, Speed, Resistance Level (Load)	Program Name, Date and Time, Workout Time, Calories, RPM, Distance, Heart Rate, Speed, Resistance Level (Load)
Programs	2 heart rate programs, 2 customized user programs and 17 preset programs (5 weight management, 5 healthy living, 7 sports training)	2 heart rate programs, 2 customized user programs and 17 preset programs (5 weight management, 5 healthy living, 7 sports training)
Quick Change Resistance Buttons	N/A	N/A
Preset Programs Buttons	N/A	N/A
Audio	N/A	N/A
Bluetooth	Standard	Standard
USB Ports	Charges your mobile devices	Charges your mobile devices
Media Holder	Yes	Yes
SPECIFICATIONS	T4T S3 (Home)	T4T S5 (Commercial)
Flywheel Weight	Aluminum Flywheel 5.5kgs / 12.1 lbs.	Aluminum Flywheel 5.5kgs / 12.1 lbs.
Resistance System	Magnetic-Eddy Current Brake	Magnetic-Eddy Current Brake
Resistance Levels	16	16
Seat Adjustment	Height adjustable between 85.8 - 107.8 cm	Height adjustable between 85.8 - 107.8 cm
Pedals	SPD System	SPD System
Power	AC 110-240V Converter Adapter	Self-Generated
Product Weight	38.5 kg / 85 lbs.	38.5 kg / 85 lbs.
Max. User Weight	150 kg / 330 lbs	150 kg / 330 lbs
Overall Dimensions (L x W x H)	102.7 x 62.3 x 104.5cm / 43" x 28" x 56"	102.7 x 62.3 x 104.5cm / 43" x 28" x 56"
PACKAGING	T4T S3 (Home)	T4T S5 (Commercial)
Loading w/o Pallets (20' / 40' / 40'HQ)	N/A	N/A
Loading w/ Pallets (20' / 40' / 40'HQ)	N/A	N/A
Gross Weight	43 kgs / 95 lbs.	43 kgs / 95 lbs.
Box Dimensions (L x W x H)	97 x 24.9 x 92.8 cm / 38" x 9.8" x 36.5"	97 x 24.9 x 92.8 cm / 38" x 9.8" x 36.5"
ACCESSORIES	T4T S3 (Home)	T4T S5 (Commercial)
Heart Rate Chest Strap	Optional (5K)	Optional (5K)
UNIQUE FEATURES	T4T S3 (Home)	T4T S5 (Commercial)
Intelli-Key™	N/A	N/A
Compatible with IHP	Yes	Yes

BIKE



CONSOLE	Aqua Rower
Display Area	5.5" LCD Screen
Display Power Supply	Battery
Console Readouts	Time, Time/500M, SPM, Distance, Strokes, Total strokes, Watt, Calories, Drae force , Pulse
Programs	Manual Goal Training (Distance, Strokes, Calories, Pulse, Time) , Racing Program
Heart Rate Monitor	5.3 kHz Transmission (Polar)
SPECIFICATIONS	
Resistance System	Water
Resistance Levels	Adjustable water tank (1-6 fillable levels)
Seat Height	31.8 cm / 12.5 in
Rail stroke length	76.5 cm / 30.1 in
Rail length	102.5 cm / 40.4 in
Belt strok length	160 cm / 63 in
Drive System	Belt
Display Adjustment	Angle
Saving Data	N/A
Transport	2 Front-mounted wheels
Max. User Weight	150 kg / 330.7 lbs
PACKAGING	
Net weight	35.8 kg / 78.9 lbs
Gross weight	46.9 kg / 103.4 lbs
Product Dimension(L x W x H)	207 x 51.5 x 97 cm (81.5 x 20.3 x 38.2 in)
Folding Dimension	N/A
Box Dimension (L x W x H)	114.5 x 57 x 62 cm
Loading w/ Pallets （20'/40'/40'HQ）	60/120/120 pcs
Others	
Certification	EN957

For more information,
please visit our website at www.lifespanfitness.com
or
Email us at sales@strengthmaster.com