



# EVOLO

Lockers, assembled box lockers and wardrobes



# EVOLO 48



## **The Evolo ventilation concept:**

*It ensures effective ventilation and drying of clothing with steel doors. Thanks to its air flow behavior, it works without additional ventilation equipment. Uniform ventilation of the entire interior is guaranteed even in lockers with bases (see graphic)!*

*The air inlet in the rear bottom of the locker ensures sufficient ventilation and drying in the compartment (see graphic). In lockers with bases, ventilation is ensured via openings above the recessed base.*



**Increased anti-burglary protection thanks to extremely warp resistant doors!** This is ensured by closed profiles on the sides. The doorstop silencers are a standard feature.



## Custom-made for specific applications.



**Ergonomically designed turning bolt latch:** With door protection (standard) for lock bolt size 6-8 mm.



**Feet made of plastic for optimum corrosion protection:** They consistently underpin the linear design and have a protective sleeve that covers the adjusting screw when the optional height adjustment is used. An ingenious feature!

# Lockers



Lockers ..... 4



Multi-purpose lockers ..... 14



Double-tier lockers ..... 16



Assembled box lockers ..... 21



Open wardrobes ..... 24



**Optional integration of numbering:** With self-adhesive film in the embossed label holder (optional).



**Exchangeable fronts:** (can also be retrofitted!) Choice of steel or decor doors (MDF or HPL). Door opening limiters are a standard feature with decor doors.



**Double coat hooks** For ease of operation, with integrated space for coat hangers.



**Easy-to-clean ventilation hole pattern:** Thanks to the smooth outer front (no protruding louvers).

# EVOLO 48

## Lockers Evolo 48:

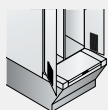
- Increased anti-burglary protection thanks to extremely warp resistant doors
- Sturdy steel construction with high-quality enamel coating
- 2 compartment widths, 5 different box heights
- Sub-frame alternatively with feet, base, storage box, or bench
- Ventilation ensured by EVL (Evolvo Ventilation Concept)
- Doors hinged right, borne on hinge pins, with easy-to-clean hole pattern and embossed label holder for optional integration of numbering
- Convenient doorstop silencers for pleasant closing behavior
- Decor doors (MDF and HPL) with door opening limiter as standard feature



Sub-frame with feet



Sub-frame with base



Sub-frame with box



Sub-frame with bench



Steel fronts



Wood decor fronts



EVL self-ventilation



### Lockers with feet

on feet 150 mm high, depth 500 mm.  
Clear opening dimensions per door:  
1600 x 230/330 x 465 mm (H x W x D)



#### 1. Dimensions and door material

Steel doors



| Width        | 320             | 420             | 610             | 810             |
|--------------|-----------------|-----------------|-----------------|-----------------|
| Height       | 1850            | 1850            | 1850            | 1850            |
| Compartments | 1 x 300         | 1 x 400         | 2 x 300         | 2 x 400         |
| CSC          | 2               | 3               | 4               | 5               |
| Order no.    | <b>48010-10</b> | <b>48010-12</b> | <b>48010-20</b> | <b>48010-22</b> |
| Price        |                 |                 |                 |                 |

### Lockers with base

on base 100 mm high, depth 500 mm.  
Clear opening dimensions per door:  
1600 x 230/330 x 465 mm (H x W x D)



#### 1. Dimensions and door material

Steel doors



| Width        | 320             | 420             | 610             | 810             |
|--------------|-----------------|-----------------|-----------------|-----------------|
| Height       | 1800            | 1800            | 1800            | 1800            |
| Compartments | 1 x 300         | 1 x 400         | 2 x 300         | 2 x 400         |
| CSC          | 2               | 3               | 4               | 5               |
| Order no.    | <b>48020-10</b> | <b>48020-12</b> | <b>48020-20</b> | <b>48020-22</b> |
| Price        |                 |                 |                 |                 |

#### + MDF decor doors



| Thickness 18 mm |             |             |             |             |
|-----------------|-------------|-------------|-------------|-------------|
| + Order no.     | + 48110-750 | + 48112-750 | + 48120-750 | + 48122-750 |
| + Addtl. charge |             |             |             |             |

#### + HPL decor doors



| Thickness 13 mm |             |             |             |             |
|-----------------|-------------|-------------|-------------|-------------|
| + Order no.     | + 48110-730 | + 48112-730 | + 48120-730 | + 48122-730 |
| + Addtl. charge |             |             |             |             |

#### 2. Body color (see end of catalog for color overview)

Please choose ..... 34

#### 3. Door color (door decor for MDF or HPL design if applicable)

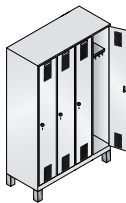
Please choose ..... 34



# Lockers



- HPL decor doors available in white, silver gray, danube maple, sen ash, and oak sereno
- Exchangeable front concept with steel or MDF decor doors, can also be retrofitted
- Interior is easy to clean because compartment shelves can be swept out smoothly (models 48030/48040 with cleaning openings)
- Hat shelf with sturdy wardrobe rail made of oval profile, 3 twist-proof hooks with system holder, e.g. for coat hangers or movable partitions
- Ergonomic safety turning bolt latch for padlock with lock guard as practical basic fitting
- **Locker feet (e.g. in models 48010) made of plastic = improved corrosion protection!**
- Feet in light gray with body color RAL 7035, in black with all other body colors



1.

| 900             | 1200            | 1190            |
|-----------------|-----------------|-----------------|
| 1850            | 1850            | 1850            |
| 3 x 300         | 3 x 400         | 4 x 300         |
| 5               | 6               | 6               |
| <b>48010-30</b> | <b>48010-32</b> | <b>48010-40</b> |



1.

| 900             | 1200            | 1190            |
|-----------------|-----------------|-----------------|
| 1800            | 1800            | 1800            |
| 3 x 300         | 3 x 400         | 4 x 300         |
| 5               | 6               | 6               |
| <b>48020-30</b> | <b>48020-32</b> | <b>48020-40</b> |

+

|             |             |             |
|-------------|-------------|-------------|
| + 48130-750 | + 48132-750 | + 48140-750 |
|-------------|-------------|-------------|

+

|             |             |             |
|-------------|-------------|-------------|
| + 48130-730 | + 48132-730 | + 48140-730 |
|-------------|-------------|-------------|

+

## Accessories

Additional fittings, locks ..... - 29



Order no. 48010-20 (with feet)

Optional:  
**Decor fronts**  
You can choose from  
the following decors:



Danube maple



Sen ash



Oak Sereno

## Lockers with bench

- Bench slats for models 48030, 48040, and 48050 made of beech as standard design, approx. 60 x 35 mm side-face, planed on all sides, rounded at the top, finished with clear varnish, with natural color differences. Plastic bench slats are available at no additional charge. Standard color of the bench underframes: black gray RAL 7021. Benches with adjustable floor gliders for easy level adjustment (10 mm).

**Bench height: 420 mm**  
**Bench depth: 315 mm**  
**Locker depth: 500/815 mm**

- Locker and bench are delivered separately for easy DIY assembly.

### Lockers with bench in front

on feet 150 mm high, with doors reduced in size, depth 500 mm. Clear opening dimensions per door: 1315 x 230/330 x 465 mm (H x W x D)



#### 1. Dimensions and door material

Steel doors



| Width        | 320             | 420             | 610             | 810             |
|--------------|-----------------|-----------------|-----------------|-----------------|
| Height       | 1850            | 1850            | 1850            | 1850            |
| Compartments | 1 x 300         | 1 x 400         | 2 x 300         | 2 x 400         |
| CSC          | 2               | 3               | 4               | 5               |
| Order no.    | <b>48030-10</b> | <b>48030-12</b> | <b>48030-20</b> | <b>48030-22</b> |
| Price        |                 |                 |                 |                 |

### Lockers with lowered bench underframe

with doors reduced in size, depth 500 mm. Clear opening dimensions per door: 1315 x 230/330 x 465 mm (H x W x D)



#### 1. Dimensions and door material

Steel doors



| Width        | 320             | 420             | 610             | 810             |
|--------------|-----------------|-----------------|-----------------|-----------------|
| Height       | 1850            | 1850            | 1850            | 1850            |
| Compartments | 1 x 300         | 1 x 400         | 2 x 300         | 2 x 400         |
| CSC          | 2               | 3               | 4               | 5               |
| Order no.    | <b>48040-10</b> | <b>48040-12</b> | <b>48040-20</b> | <b>48040-22</b> |
| Price        |                 |                 |                 |                 |

### Lockers with bench underneath

Clear opening dimensions per door: 1600 x 230/330 x 465 mm (H x W x D)



#### 1. Dimensions and door material

Steel doors



| Width        | 320             | 420             | 610             | 810             |
|--------------|-----------------|-----------------|-----------------|-----------------|
| Height       | 2090            | 2090            | 2090            | 2090            |
| Compartments | 1 x 300         | 1 x 400         | 2 x 300         | 2 x 400         |
| CSC          | 2               | 3               | 4               | 5               |
| Order no.    | <b>48050-10</b> | <b>48050-12</b> | <b>48050-20</b> | <b>48050-22</b> |
| Price        |                 |                 |                 |                 |

#### + MDF decor doors



| Thickness 18 mm |             |             |             |             |
|-----------------|-------------|-------------|-------------|-------------|
| + Order no.     | + 48110-750 | + 48112-750 | + 48120-750 | + 48122-750 |
| + Addtl. charge |             |             |             |             |

#### + HPL decor doors



| Thickness 13 mm |             |             |             |             |
|-----------------|-------------|-------------|-------------|-------------|
| + Order no.     | + 48110-730 | + 48112-730 | + 48120-730 | + 48122-730 |
| + Addtl. charge |             |             |             |             |

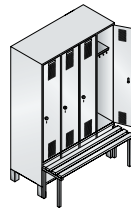
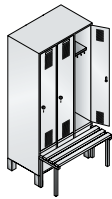
#### 2. Body color (see end of catalog for color overview)

Please choose ..... **34**

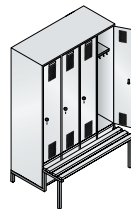
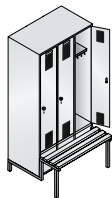
#### 3. Door color (door decor for MDF or HPL design if applicable)

Please choose ..... **34**

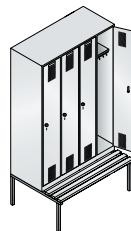
| + | Bench slats<br>made of plastic | Light gray  | Dark gray   | Black gray  |
|---|--------------------------------|-------------|-------------|-------------|
|   |                                | + 8000-7035 | + 8000-7031 | + 8000-7021 |
|   | + Addtl. charge                |             |             |             |



| 1. | 900             | 1200            | 1190            |
|----|-----------------|-----------------|-----------------|
|    | 1850            | 1850            | 1850            |
|    | 3 x 300         | 3 x 400         | 4 x 300         |
|    | 5               | 6               | 6               |
|    | <b>48030-30</b> | <b>48030-32</b> | <b>48030-40</b> |



| 1. | 900             | 1200            | 1190            |
|----|-----------------|-----------------|-----------------|
|    | 1850            | 1850            | 1850            |
|    | 3 x 300         | 3 x 400         | 4 x 300         |
|    | 5               | 6               | 6               |
|    | <b>48040-30</b> | <b>48040-32</b> | <b>48040-40</b> |



| 1. | 900             | 1200            | 1190            |
|----|-----------------|-----------------|-----------------|
|    | 2090            | 2090            | 2090            |
|    | 3 x 300         | 3 x 400         | 4 x 300         |
|    | 5               | 6               | 6               |
|    | <b>48050-30</b> | <b>48050-32</b> | <b>48050-40</b> |

| + | + 48130-750 | + 48132-750 | + 48140-750 |
|---|-------------|-------------|-------------|
| + | + 48130-730 | + 48132-730 | + 48140-730 |

| + | Accessories                |    |
|---|----------------------------|----|
|   | Additional fittings, locks | 29 |



Order no. 48030-30  
+ 48130-750 (MDF decor doors)  
+ 0008-70 (cylinder lock)



Order no. 48040-40



| + | Shoe rack<br>for models 48050..... |  |
|---|------------------------------------|--|
|---|------------------------------------|--|

# EVOLO 48

## Lockers with pairs of doors closing in the middle

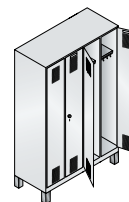
- For joint lock of two compartments to be used by one person, for example for storing **street clothes and work clothing**
- Sturdy steel construction with high-quality enamel coating
- 2 compartment widths, 5 different box heights
- Sub-frame alternatively with feet, base, storage box, or bench
- Ventilation ensured by EVL (Evolvo Ventilation Concept)
- Doors hinged right, borne on hinge pins, with easy-to-clean hole pattern and embossed label holder for optional integration of numbering
- Convenient doorstop silencers for pleasant closing behavior
- Decor doors (MDF and HPL) with door opening limiter as standard feature
- Shelf continuous over 2 compartments, with sturdy coat rail made of oval profile, 3 non-rotating hooks with system holder, e.g. for coat hanger or sliding partitions



Order no. 48022-20

## Lockers with feet

on feet 150 mm high, depth 500 mm.  
Clear opening dimensions per door:  
1600 x 230/330 x 465 mm (H x W x D)



### 1. Dimensions and door material

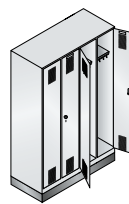
Steel doors



| Width              | 610             | 810             | 1190            |
|--------------------|-----------------|-----------------|-----------------|
| Height             | 1850            | 1850            | 1850            |
| Compartments       | 2 x 300         | 2 x 400         | 4 x 300         |
| for no. of persons | 1               | 1               | 2               |
| CSC                | 4               | 5               | 6               |
| Order no.          | <b>48012-20</b> | <b>48012-22</b> | <b>48012-40</b> |
| Price              |                 |                 |                 |

## Lockers with base

on base 100 mm high, depth 500 mm.  
Clear opening dimensions per door:  
1600 x 230/330 x 465 mm (H x W x D)



### 1. Dimensions and door material

Steel doors



| Width              | 610             | 810             | 1190            |
|--------------------|-----------------|-----------------|-----------------|
| Height             | 1800            | 1800            | 1800            |
| Compartments       | 2 x 300         | 2 x 400         | 4 x 300         |
| for no. of persons | 1               | 1               | 2               |
| CSC                | 4               | 5               | 6               |
| Order no.          | <b>48022-20</b> | <b>48022-22</b> | <b>48022-40</b> |
| Price              |                 |                 |                 |



MDF decor doors



|                 |             |             |             |
|-----------------|-------------|-------------|-------------|
| Thickness 18 mm |             |             |             |
| + Order no.     | + 48120-750 | + 48122-750 | + 48140-750 |
| + Addtl. charge |             |             |             |



HPL decor doors



|                 |             |             |             |
|-----------------|-------------|-------------|-------------|
| Thickness 13 mm |             |             |             |
| + Order no.     | + 48120-730 | + 48122-730 | + 48140-730 |
| + Addtl. charge |             |             |             |

### 2. Body color (see end of catalog for color overview)

Please choose ..... 34

### 3. Door color (door decor for MDF or HPL design if applicable)

Please choose ..... 34





- Ergonomic safety turning bolt latch for padlock with lock guard as practical basic fitting
- Bench slats for models 48030, 48040, and 48050 made of beech as standard design, approx. 60 x 30 mm side-face, planed on all sides, rounded at the top, finished with clear varnish, with natural color differences. Plastic bench slats are available at no additional charge. Standard color of the bench underframes: black gray RAL 7021. Benches with adjustable floor gliders for easy level adjustment (10 mm).
- Locker and bench are delivered separately for easy DIY assembly.

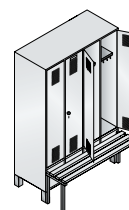
**Lockers with benches**  
**Bench height: 420 mm**  
**Bench depth: 315 mm**  
**Locker depth: 500/815 mm**

| + | Bench slats<br>made of plastic | Light gray      | Dark gray   | Black gray  |
|---|--------------------------------|-----------------|-------------|-------------|
|   |                                | + Order no.     | + 8000-7035 | + 8000-7031 |
|   |                                | + Addtl. charge | + 8000-7021 |             |

Order no. 48042-40

## Lockers with bench in front

on feet 150 mm high, with doors reduced in size, depth 500 mm.  
 Clear opening dimensions per door:  
 1315 x 230/330 x 465 (H x W x D)



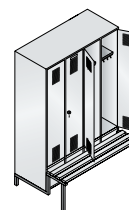
### 1. Dimensions and door material

Steel doors

| Width              | 610             | 810             | 1190            |
|--------------------|-----------------|-----------------|-----------------|
| Height             | 1850            | 1850            | 1850            |
| Compartments       | 2 x 300         | 2 x 400         | 4 x 300         |
| for no. of persons | 1               | 1               | 2               |
| CSC                | 4               | 5               | 6               |
| Order no.          | <b>48032-20</b> | <b>48032-22</b> | <b>48032-40</b> |
| Price              |                 |                 |                 |

## Lockers with lowered bench underframe

with doors reduced in size, depth 500 mm.  
 Clear opening dimensions per door:  
 1315 x 230/330 x 465 (H x W x D)



### 1. Dimensions and door material

Steel doors

| Width              | 610             | 810             | 1190            |
|--------------------|-----------------|-----------------|-----------------|
| Height             | 1850            | 1850            | 1850            |
| Compartments       | 2 x 300         | 2 x 400         | 4 x 300         |
| for no. of persons | 1               | 1               | 2               |
| CSC                | 4               | 5               | 6               |
| Order no.          | <b>48042-20</b> | <b>48042-22</b> | <b>48042-40</b> |
| Price              |                 |                 |                 |



MDF decor doors

Thickness 18 mm

+ Order no.

+ 48120-750

+ 48122-750

+ 48140-750

+ Addtl. charge



HPL decor doors

Thickness 13 mm

+ Order no.

+ 48120-730

+ 48122-730

+ 48140-730

+ Addtl. charge



### Accessories

Additional fittings, locks ..... 29

## Lockers with pairs of doors closing in the middle

- For joint lock of two compartments to be used by one person, for example for storing **street clothes and work clothing**
- Ergonomic safety turning bolt latch for padlock with lock guard as practical basic fitting
- Bench slats for models 48030, 48040, and 48050 made of beech as standard design, approx. 60 x 30 mm side-face, planed on all sides, rounded at the top, finished with clear varnish, with natural color differences. Plastic bench slats are available at no additional charge. Standard color of the bench underframes: black gray RAL 7021. Benches with adjustable floor gliders for easy level adjustment (10 mm).
- Locker and bench are delivered separately for easy DIY assembly.

### Models 48052

**Bench height: 420 mm**

**Bench depth: 315 mm**

**Locker depth: 500/815 mm**

### Models 48056

**Bench height: 452 mm**

**Bench depth: 315 mm**

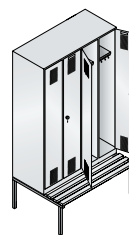
**Locker depth: 500/815 mm**



Order no. 48052-40  
+ 8000-7035 (with plastic bench slats)

## Lockers with bench underneath

on feet 150 mm high, depth 500 mm.  
Clear opening dimensions per door:  
1600 x 230/330 x 465 mm (H x W x D)



### 1. Dimensions and door material

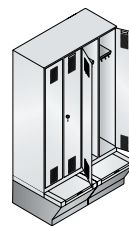
Steel doors



| Width              | 610             | 810             | 1190            |
|--------------------|-----------------|-----------------|-----------------|
| Height             | 2090            | 2090            | 2090            |
| Compartments       | 2 x 300         | 2 x 400         | 4 x 300         |
| for no. of persons | 1               | 1               | 2               |
| CSC                | 4               | 5               | 6               |
| Order no.          | <b>48052-20</b> | <b>48052-22</b> | <b>48052-40</b> |
| Price              |                 |                 |                 |

## Lockers with storage box underneath

Depth 500 mm. Clear opening dimensions per door:  
1600 x 230/330 x 465 mm (H x W x D)



### 1. Dimensions and door material

Steel doors



| Width              | 610             | 810             | 1190            |
|--------------------|-----------------|-----------------|-----------------|
| Height             | 2090            | 2090            | 2090            |
| Compartments       | 2 x 300         | 2 x 400         | 4 x 300         |
| for no. of persons | 1               | 1               | 2               |
| CSC                | 4               | 5               | 6               |
| Order no.          | <b>48056-20</b> | <b>48056-22</b> | <b>48056-40</b> |
| Price              |                 |                 |                 |



MDF decor doors



|                 |             |             |             |
|-----------------|-------------|-------------|-------------|
| Thickness 18 mm |             |             |             |
| + Order no.     | + 48120-750 | + 48122-750 | + 48140-750 |
| + Addtl. charge |             |             |             |



HPL decor doors



|                 |             |             |             |
|-----------------|-------------|-------------|-------------|
| Thickness 13 mm |             |             |             |
| + Order no.     | + 48120-730 | + 48122-730 | + 48140-730 |
| + Addtl. charge |             |             |             |



**Practical storage box** for shoes, helmets, bags, etc. This allows the storage space under the seat to be used optimally - not to mention easy cleaning!



The seat made of solid beech wood also serves as a flap and can be opened only by the owner of the locker.

- 2. Body color** (see end of catalog for color overview)  
☐ ☐ ☐ ☐ ☐ ☐ ☐ Please choose ..... **334**
- 3. Door color** (door decor for MDF or HPL design if applicable)  
☐ ☐ ☐ ☐ ☐ ☐ ☐ Please choose ..... **334**
- + Accessories**  
 Additional fittings, locks ..... **229**
- + Shoe rack**  
 for models 48052 ..... **330**



Order no. 48056-40

Lockers  
with one door over two compartments

- For joint lock of two compartments to be used by one person, for example for storing **street clothes and work clothing**
- Ergonomic safety turning bolt latch for padlock with lock guard as practical basic fitting
- Bench slats for models 48030, 48040, and 48050 made of beech as standard design, approx. 60 x 30 mm side-face, planed on all sides, rounded at the top, finished with clear varnish, with natural color differences. Plastic bench slats are available at no additional charge. Standard color of the bench underframes: black gray RAL 7021. Benches with adjustable floor gliders for easy level adjustment (10 mm).
- Locker and bench are delivered separately for easy DIY assembly.

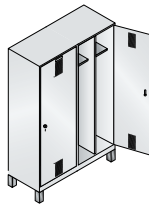
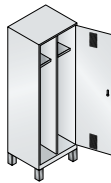
Lockers with benches  
Bench height: 420 mm  
Bench depth: 315 mm  
Locker depth: 500/815 mm



Order no. 48210-40

Lockers with feet

on feet 150 mm high, depth 500 mm.  
Clear opening dimensions per door:  
1600 x 230 x 465 mm (H x W x D)



1. Dimensions and door material



|                    | 610      | 1190     |
|--------------------|----------|----------|
| Width              | 610      | 1190     |
| Height             | 1850     | 1850     |
| Compartments       | 2 x 300  | 4 x 300  |
| for no. of persons | 1        | 2        |
| CSC                | 4        | 6        |
| Order no.          | 48210-20 | 48210-40 |
| Price              |          |          |

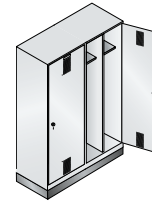
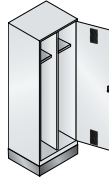
2. Body and door color



Please select (see end of catalog for color overview) ..... 54

## Lockers with base

on base 100 mm high, depth 500 mm.  
Clear opening dimensions per door:  
1600 x 230 x 465 mm (H x W x D)



### 1. Dimensions and door material

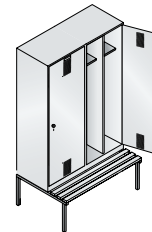
| Width                           | 610          | 1190         |
|---------------------------------|--------------|--------------|
| Height                          | 1800         | 1800         |
| Compartments for no. of persons | 2 x 300<br>1 | 4 x 300<br>2 |
| CSC                             | 4            | 6            |
| Order no.                       | 48220-20     | 48220-40     |
| Price                           |              |              |

Steel doors



## Lockers with bench underneath

Depth 500 mm.  
Clear opening dimensions per door:  
1600 x 230 x 465 (H x W x D)



### 1. Dimensions and door material

| Width                           | 610          | 1190         |
|---------------------------------|--------------|--------------|
| Height                          | 2090         | 2090         |
| Compartments for no. of persons | 2 x 300<br>1 | 4 x 300<br>2 |
| CSC                             | 4            | 6            |
| Order no.                       | 48250-20     | 48250-40     |
| Price                           |              |              |

Steel doors



### + Bench slats made of plastic

Light gray

Dark gray

Black gray

+ Order no. + 8000-7035 + 8000-7031 + 8000-7021  
+ Addtl. charge

### + Accessories

Additional fittings, locks ..... -

## Additional fittings

### Shoe rack

for models with bench built underneath,  
retrofitting possible since May 1st 2012,  
addtl. charge per compartment



| Compartment width | 300       | 400       |
|-------------------|-----------|-----------|
| Order no.         | 8050-7010 | 8052-7010 |
| Price             |           |           |

Order no. 48250-40 + 8000-7035  
(with plastic bench slats)





## Laundry lockers and cleaning cabinets

- Doors closing in the middle with a ergonomic safety turning bolt latch for padlock with lock guard as practical basic fitting
- Doors borne on hinge pins, with easy-to-clean hole pattern and embossed label holder for optional integration of numbering
- Sub-frame alternatively with feet or base
- Shelves not height adjustable



Sub-frame with feet



Sub-frame with base



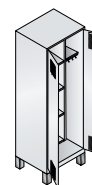
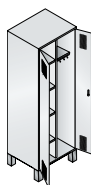
Order no. 48160-22



Order no. 48110-00

## Lockers with feet

on feet 150 mm high,  
depth 1850 mm



### 1. Dimensions and door material

| Width        | 610  | 810     | 610  | 810     |
|--------------|--|---------|--|---------|
| Height       | 1850   | 1850    | 1850   | 1850    |
| Compartments | 2 x 300  | 2 x 400 | 2 x 300  | 2 x 400 |
| Description  | <b>Laundry lockers</b><br>4 shelves on the left, hat shelf with coat rail and 3 sliding hooks on the right |         | <b>Cleaning equipment cabinet</b><br>4 compartments to the left of the shortened partition, rail with 6 sliding hooks on the right |         |

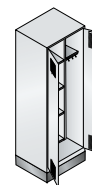
Steel doors



| CSC       | 4        | 5        | 4        | 5        |
|-----------|----------|----------|----------|----------|
| Order no. | 48060-20 | 48060-22 | 48110-00 | 48110-02 |
| Price     |          |          |          |          |

## Lockers with base

on base 100 mm high,  
depth 1850 mm



### 1. Dimensions and door material

| Width        | 610       | 810     | 610       | 810     |
|--------------|-----------|---------|-----------|---------|
| Height       | 1800      | 1800    | 1800      | 1800    |
| Compartments | 2 x 300   | 2 x 400 | 2 x 300   | 2 x 400 |
| Description  | see above |         | see above |         |

Steel doors



| CSC       | 4        | 5        | 4        | 5        |
|-----------|----------|----------|----------|----------|
| Order no. | 48160-20 | 48160-22 | 48120-00 | 48120-02 |
| Price     |          |          |          |          |

### 2. Body color (see end of catalog for color overview)

Please choose ..... 34

### 3. Door color (door decor for MDF or HPL design if applicable)

Please choose ..... 34

### + Accessories

Additional fittings, locks ..... 29

# Multi-purpose lockers

## Laundry and storage lockers

- Türen in Drehbolzen gelagert, mit reinigungs-freundlichem Lochbild und eingepprägtem Etikettenrahmen für integrierbare Nummerierung
- Sub-frame alternatively with feet or base
- Shelves not height adjustable

- + Doors smooth**  
for all S 3000  
Evolvo locker models  
without louvers,  
without label holder,  
very easy to clean



| Design          | smooth     |
|-----------------|------------|
| + Order no.     | + 8001-303 |
| + Addtl. charge |            |



Order no. 48010-20B

Order no. 48222-20B

## Lockers with feet

on feet 150 mm high,  
depth 1850 mm

### 1. Dimensions and door material

|              | 610   | 810     | 610  | 810     | 610   |
|--------------|---|---------|--|---------|---|
| Width        | 1850  | 1850    | 1850   | 1850    | 1850  |
| Height       | 2 x 300   | 2 x 400 | 2 x 300  | 2 x 400 | 1 x 600   |
| Compartments | with <b>individually lockable doors</b> (both hinged right) |         | with <b>doors closing in the middle</b> (joint lock) |         | with <b>doors closing in the middle</b> without partition, 4 full-width shelves |
| Description  |   |         |  |         |   |



| Steel doors | CSC       | 4                | 5                | 4                | 5                | 4                |
|-------------|-----------|------------------|------------------|------------------|------------------|------------------|
|             | Order no. | <b>48010-20B</b> | <b>48010-22B</b> | <b>48012-20B</b> | <b>48012-22B</b> | <b>48212-20B</b> |
|             | Price     |                  |                  |                  |                  |                  |

## Lockers with base

on base 100 mm high,  
depth 1850 mm

### 1. Dimensions and door material

|              | 610       | 810     | 610       | 810     | 610       |
|--------------|-----------|---------|-----------|---------|-----------|
| Width        | 1800      | 1800    | 1800      | 1800    | 1800      |
| Height       | 2 x 300   | 2 x 400 | 2 x 300   | 2 x 400 | 1 x 600   |
| Compartments | see above |         | see above |         | see above |
| Description  |           |         |           |         |           |



| Steel doors | CSC       | 4                | 5                | 4                | 5                | 4                |
|-------------|-----------|------------------|------------------|------------------|------------------|------------------|
|             | Order no. | <b>48020-20B</b> | <b>48020-22B</b> | <b>48022-20B</b> | <b>48022-22B</b> | <b>48222-20B</b> |
|             | Price     |                  |                  |                  |                  |                  |



| MDF decor doors | Thickness 18 mm |             |             |             |             |   |
|-----------------|-----------------|-------------|-------------|-------------|-------------|---|
|                 | + Order no.     | + 48120-750 | + 48122-750 | + 48120-750 | + 48122-750 | - |
|                 | + Addtl. charge |             |             |             |             |   |



| HPL decor doors | Thickness 13 mm |             |             |             |             |   |
|-----------------|-----------------|-------------|-------------|-------------|-------------|---|
|                 | + Order no.     | + 48120-730 | + 48122-730 | + 48120-730 | + 48122-730 | - |
|                 | + Addtl. charge |             |             |             |             |   |

CSC = color surcharge code number



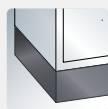
# EVOLo 48

## The S 3000 Evolo series offers:

- Increased anti-burglary protection thanks to extremely warp resistant doors
- Sturdy steel construction with high-quality enamel coating
- 2 compartment widths, 5 different box heights
- Sub-frame alternatively with feet, base, storage box, or bench
- Ventilation ensured by EVL (Evolu Ventilation Concept)
- Doors hinged right, borne on hinge pins, with easy-to-clean hole pattern and embossed label holder for optional integration of numbering
- Convenient doorstop silencers for pleasant closing behavior
- Decor doors (MDF and HPL) with door opening limiter as standard feature



Sub-frame with feet



Sub-frame with base



Sub-frame with bench



Steel fronts



Wood decor fronts (MDF)

### Lockers with feet

on feet 150 mm high, depth 500 mm.  
Clear opening dimensions per door:  
1600 x 230/330 x 465 mm (H x W x D)



#### 1. Dimensions and door material

Steel doors



| Width        | 320             | 420             | 610             | 810             |
|--------------|-----------------|-----------------|-----------------|-----------------|
| Height       | 1850            | 1850            | 1850            | 1850            |
| Compartments | 1 x 300         | 1 x 400         | 2 x 300         | 2 x 400         |
| CSC          | 2               | 2               | 4               | 4               |
| Order no.    | 2               | 3               | 4               | 5               |
| Price        | <b>48310-10</b> | <b>48310-12</b> | <b>48310-20</b> | <b>48310-22</b> |

### Lockers with base

on base 100 mm high, depth 500 mm.  
Clear opening dimensions per door:  
1600 x 230/330 x 465 mm (H x W x D)



#### 1. Dimensions and door material

Steel doors



| Width        | 320             | 420             | 610             | 810             |
|--------------|-----------------|-----------------|-----------------|-----------------|
| Height       | 1800            | 1800            | 1800            | 1800            |
| Compartments | 1 x 300         | 1 x 400         | 2 x 300         | 2 x 400         |
| CSC          | 2               | 2               | 4               | 4               |
| Order no.    | 2               | 3               | 4               | 5               |
| Price        | <b>48320-10</b> | <b>48320-12</b> | <b>48320-20</b> | <b>48320-22</b> |



MDF decor doors



|                 |             |             |             |             |
|-----------------|-------------|-------------|-------------|-------------|
| Thickness 18 mm |             |             |             |             |
| + Order no.     | + 48210-750 | + 48212-750 | + 48220-750 | + 48222-750 |
| + Addtl. charge |             |             |             |             |



HPL decor doors



|                 |             |             |             |             |
|-----------------|-------------|-------------|-------------|-------------|
| Thickness 13 mm |             |             |             |             |
| + Order no.     | + 48210-730 | + 48212-730 | + 48220-730 | + 48222-730 |
| + Addtl. charge |             |             |             |             |

#### 2. Body color (see end of catalog for color overview)

Please choose ..... **34**

#### 3. Door color (door decor for MDF or HPL design if applicable)

Please choose ..... **34**

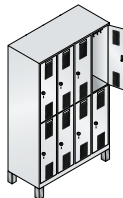
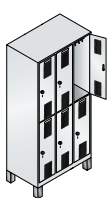
# Double-tier Lockers



Order no. 48310-40

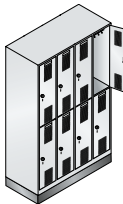
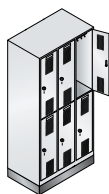


Order no. 48320-30



1.

| 900             | 1200            | 1190            |
|-----------------|-----------------|-----------------|
| 1850            | 1850            | 1850            |
| 3 x 300         | 3 x 400         | 4 x 300         |
| 6               | 6               | 8               |
| 5               | 6               | 6               |
| <b>48310-30</b> | <b>48310-32</b> | <b>48310-40</b> |



1.

| 900             | 1200            | 1190            |
|-----------------|-----------------|-----------------|
| 1800            | 1800            | 1800            |
| 3 x 300         | 3 x 400         | 4 x 300         |
| 6               | 6               | 8               |
| 5               | 6               | 6               |
| <b>48320-30</b> | <b>48320-32</b> | <b>48320-40</b> |

+

+ 48230-750      + 48232-750      + 48240-750

+

+ 48230-730      + 48232-730      + 48240-730

+

## Accessories

Additional fittings, locks ..... - 29



The C+P safety turning bolt cannot be overwound because it "spins" when it is closed, thus preventing tampering!

The cylinder lock engages only when the padlock is removed, and the door can be opened simply by turning the knob. For bolt lock size 6-8 mm.

Standard in all Evolo lockers!

## Optional: Decor fronts

You can choose from the following decors:



Danube maple



Sen ash



Oak Sereno



## Lockers with bench underneath

Clear opening dimensions per door:  
1600 x 230/330 x 465 mm (H x W x D)



### 1. Dimensions and door material

Steel doors



| Width        | 320             | 420             | 610             | 810             |
|--------------|-----------------|-----------------|-----------------|-----------------|
| Height       | 2090            | 2090            | 2090            | 2090            |
| Compartments | 1 x 300         | 1 x 400         | 2 x 300         | 2 x 400         |
| CSC          | 2               | 3               | 4               | 5               |
| Order no.    | <b>48350-10</b> | <b>48350-12</b> | <b>48350-20</b> | <b>48350-22</b> |
| Price        |                 |                 |                 |                 |

+

MDF decor doors



|                 |             |             |             |             |
|-----------------|-------------|-------------|-------------|-------------|
| Thickness 18 mm |             |             |             |             |
| + Order no.     | + 48210-750 | + 48212-750 | + 48220-750 | + 48222-750 |
| + Addtl. charge |             |             |             |             |

+

HPL decor doors



|                 |             |             |             |             |
|-----------------|-------------|-------------|-------------|-------------|
| Thickness 13 mm |             |             |             |             |
| + Order no.     | + 48210-730 | + 48212-730 | + 48220-730 | + 48222-730 |
| + Addtl. charge |             |             |             |             |

### 2. Body color (see end of catalog for color overview)

Please choose .....

### 3. Door color (door decor for MDF or HPL design if applicable)

Please choose .....



# Double-tier Lockers

**Bench height: 420 mm**  
**Bench depth: 315 mm**  
**Locker depth: 500/815 mm**

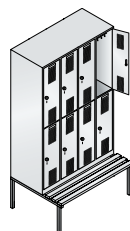
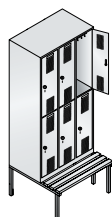
| <b>+ Bench slats made of plastic</b> | Light gray  | Dark gray   | Black gray  |
|--------------------------------------|-------------|-------------|-------------|
| + Order no.                          | + 8000-7035 | + 8000-7031 | + 8000-7021 |
| + Addtl. charge                      |             |             |             |

## Additional fittings

**Shoe rack**  
 for models with bench built underneath,  
 retrofitting possible since May 1st 2012,  
 addtl. charge per compartment



| Compartment width | 300              | 400              |
|-------------------|------------------|------------------|
| Order no.         | <b>8050-7010</b> | <b>8052-7010</b> |
| Price             |                  |                  |



| <b>1.</b> | <b>900</b>      | <b>1200</b>     | <b>1190</b>     |
|-----------|-----------------|-----------------|-----------------|
|           | 2090            | 2090            | 2090            |
|           | 3 x 300         | 3 x 400         | 4 x 300         |
|           | 5               | 6               | 6               |
|           | <b>48350-30</b> | <b>48350-32</b> | <b>48350-40</b> |
| <b>+</b>  | + 48230-750     | + 48232-750     | + 48240-750     |
| <b>+</b>  | + 48230-730     | + 48232-730     | + 48240-730     |

| <b>+</b> Accessories             |   |
|----------------------------------|---|
| Additional fittings, locks ..... | - |



Order no. 48350-20



Order no. 48350-32  
 + 8050-7010 (shoe rack)  
 + 8000-7035 (plastics bench slats)

## Combination lockers with turning bolt latches

**Models 48600 with turning bolt latches**, compartment width 400 mm. The ideal solution for offering single-tier and double-tier compartments in the same locker! **Combination lockers, single-tier and double-tier; single-tier:** 1 door, coat rail, and 3 sliding hooks per compartment; **double-tier:** 2 compartments on top of one another, 1 door, coat rail, and 3 sliding hooks per compartment, doors with turning bolt latch for padlock.



Order no. 48610-22

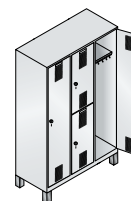
### Lockers with feet

on feet 150 mm high, depth 500 mm.  
Clear opening dimensions per door:  
1600/813 x 330 x 465 mm (H x W x D)

#### 1. Dimensions and door material

Steel doors

|              |  |
|--------------|--|
| Width        |  |
| Height       |  |
| Compartments |  |
| CSC          |  |
| Order no.    |  |
| Price        |  |



| 810             | 1200            |
|-----------------|-----------------|
| 1850            | 1850            |
| 2 x 400         | 3 x 400         |
| 5               | 6               |
| <b>48610-22</b> | <b>48610-32</b> |


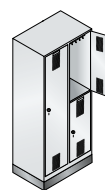
### Lockers with base

on base 100 mm high, depth 500 mm.  
Clear opening dimensions per door:  
1600/813 x 330 x 465 mm (H x W x D)

#### 1. Dimensions and door material

Steel doors

|              |  |
|--------------|--|
| Width        |  |
| Height       |  |
| Compartments |  |
| CSC          |  |
| Order no.    |  |
| Price        |  |



| 810             | 1200            |
|-----------------|-----------------|
| 1800            | 1800            |
| 2 x 400         | 3 x 400         |
| 5               | 6               |
| <b>48620-22</b> | <b>48620-32</b> |

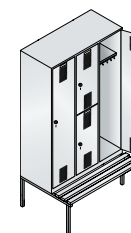
### Lockers with bench underneath

Bench height 420 mm, bench depth 315 mm,  
locker depth 500/815 mm.  
Clear opening dimensions per door:  
1600/813 x 330 x 465 mm (H x W x D)

#### 1. Dimensions and door material

Steel doors

|              |  |
|--------------|--|
| Width        |  |
| Height       |  |
| Compartments |  |
| CSC          |  |
| Order no.    |  |
| Price        |  |



| 810             | 1200            |
|-----------------|-----------------|
| 2090            | 2090            |
| 2 x 400         | 3 x 400         |
| 5               | 6               |
| <b>48650-22</b> | <b>48650-32</b> |



MDF decor doors



Thickness 18 mm  
+ Order no.  
+ Addtl. charge

+ 48622-750

+ 48632-750



HPL decor doors



Thickness 13 mm  
+ Order no.  
+ Addtl. charge

+ 48622-730

+ 48632-730



Order no. 48620-32

2.

**Body color** (see end of catalog for color overview)



Please choose .....

3.

**Door color** (door decor for MDF or HPL design if applicable)



Please choose .....

# Assembled box lockers




Order no. 48010-203



Order no. 48020-303



Sub-frame with feet



Sub-frame with base



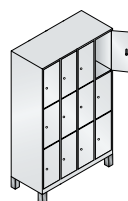
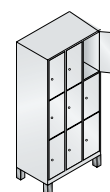
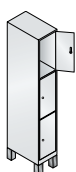
Steel fronts



Wood decor fronts

## Lockers with 3 tiers

on feet 150 mm high, depth 500 mm.  
Clear opening dimensions per compartment:  
510 x 230/330 x 465 mm (H x W x D)



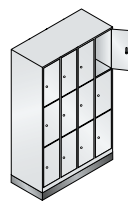
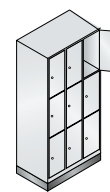
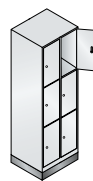
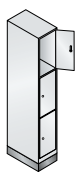
### 1. Dimensions and door material

Steel doors

| Width        | 320       | 420       | 610       | 810       | 900       | 1200      | 1190      |
|--------------|-----------|-----------|-----------|-----------|-----------|-----------|-----------|
| Height       | 1850      | 1850      | 1850      | 1850      | 1850      | 1850      | 1850      |
| Compartments | 1 x 300   | 1 x 400   | 2 x 300   | 2 x 400   | 3 x 300   | 3 x 400   | 4 x 300   |
| CSC          | 3         | 4         | 5         | 6         | 6         | 7         | 7         |
| Order no.    | 48010-103 | 48010-123 | 48010-203 | 48010-223 | 48010-303 | 48010-323 | 48010-403 |
| Price        |           |           |           |           |           |           |           |

## Lockers with 3 tiers

on plinth 100 mm high, depth 500 mm.  
Clear opening dimensions per compartment:  
510 x 230/330 x 465 mm (H x W x D)



### 1. Dimensions and door material

Steel doors

| Width        | 320       | 420       | 610       | 810       | 900       | 1200      | 1190      |
|--------------|-----------|-----------|-----------|-----------|-----------|-----------|-----------|
| Height       | 1800      | 1800      | 1800      | 1800      | 1800      | 1800      | 1800      |
| Compartments | 1 x 300   | 1 x 400   | 2 x 300   | 2 x 400   | 3 x 300   | 3 x 400   | 4 x 300   |
| CSC          | 3         | 4         | 5         | 6         | 6         | 7         | 7         |
| Order no.    | 48020-103 | 48020-123 | 48020-203 | 48020-223 | 48020-303 | 48020-323 | 48020-403 |
| Price        |           |           |           |           |           |           |           |

|   |                 |                 |             |             |             |             |             |             |             |  |  |  |
|---|-----------------|-----------------|-------------|-------------|-------------|-------------|-------------|-------------|-------------|--|--|--|
| + | MDF decor doors | Thickness 18 mm |             |             |             |             |             |             |             |  |  |  |
|   |                 | + Order no.     | + 48310-750 | + 48312-750 | + 48320-750 | + 48322-750 | + 48330-750 | + 48332-750 | + 48340-750 |  |  |  |
|   |                 | + Addtl. charge |             |             |             |             |             |             |             |  |  |  |
| + | HPL decor doors | Thickness 13 mm |             |             |             |             |             |             |             |  |  |  |
|   |                 | + Order no.     | + 48310-730 | + 48312-730 | + 48320-730 | + 48322-730 | + 48330-730 | + 48332-730 | + 48340-730 |  |  |  |
|   |                 | + Addtl. charge |             |             |             |             |             |             |             |  |  |  |

# EVOLO 48



Order no. 48010-204



Order no. 48020-304

## Lockers with 4 tiers

on feet 150 mm high, depth 500 mm.  
Clear opening dimensions per compartment:  
375 x 230/330 x 465 mm (H x W x D)

### 1. Dimensions and door material

Steel doors

|              | 320       | 420       | 610       | 810       | 900       | 1200      | 1190      |
|--------------|-----------|-----------|-----------|-----------|-----------|-----------|-----------|
| Width        | 1850      | 1850      | 1850      | 1850      | 1850      | 1850      | 1850      |
| Height       | 1 x 300   | 1 x 400   | 2 x 300   | 2 x 400   | 3 x 300   | 3 x 400   | 4 x 300   |
| Compartments | 3         | 4         | 5         | 6         | 6         | 7         | 7         |
| CSC          | 48010-104 | 48010-124 | 48010-204 | 48010-224 | 48010-304 | 48010-324 | 48010-404 |
| Order no.    |           |           |           |           |           |           |           |
| Price        |           |           |           |           |           |           |           |

## Lockers with 4 tiers

on feet 100 mm high, depth 500 mm.  
Clear opening dimensions per compartment:  
375 x 230/330 x 465 mm (H x W x D)

### 1. Dimensions and door material

Steel doors

|              | 320       | 420       | 610       | 810       | 900       | 1200      | 1190      |
|--------------|-----------|-----------|-----------|-----------|-----------|-----------|-----------|
| Width        | 1800      | 1800      | 1800      | 1800      | 1800      | 1800      | 1800      |
| Height       | 1 x 300   | 1 x 400   | 2 x 300   | 2 x 400   | 3 x 300   | 3 x 400   | 4 x 300   |
| Compartments | 3         | 4         | 5         | 6         | 6         | 7         | 7         |
| CSC          | 48020-104 | 48020-124 | 48020-204 | 48020-224 | 48020-304 | 48020-324 | 48020-404 |
| Order no.    |           |           |           |           |           |           |           |
| Price        |           |           |           |           |           |           |           |

|   |                 |                 |             |             |             |             |             |             |
|---|-----------------|-----------------|-------------|-------------|-------------|-------------|-------------|-------------|
| + | MDF decor doors | Thickness 18 mm |             |             |             |             |             |             |
|   |                 | + Order no.     | + 48410-750 | + 48412-750 | + 48420-750 | + 48422-750 | + 48430-750 | + 48432-750 |
|   |                 | + Addtl. charge |             |             |             |             |             |             |
| + | HPL decor doors | Thickness 13 mm |             |             |             |             |             |             |
|   |                 | + Order no.     | + 48410-730 | + 48412-730 | + 48420-730 | + 48422-730 | + 48430-730 | + 48432-730 |
|   |                 | + Addtl. charge |             |             |             |             |             |             |

# Assembled box lockers



Order no. 48010-325



Order no. 48020-205

## Lockers with 5 tiers

on feet 150 mm high, depth 500 mm.  
Clear opening dimensions per compartment:  
295 x 230/330 x 465 mm (H x W x D)

### 1. Dimensions and door material

Steel doors

| Width        | 320       | 420       | 610       | 810       | 900       | 1200      | 1190      |
|--------------|-----------|-----------|-----------|-----------|-----------|-----------|-----------|
| Height       | 1850      | 1850      | 1850      | 1850      | 1850      | 1850      | 1850      |
| Compartments | 1 x 300   | 1 x 400   | 2 x 300   | 2 x 400   | 3 x 300   | 3 x 400   | 4 x 300   |
| CSC          | 3         | 4         | 5         | 6         | 6         | 7         | 7         |
| Order no.    | 48010-105 | 48010-125 | 48010-205 | 48010-225 | 48010-305 | 48010-325 | 48010-405 |
| Price        |           |           |           |           |           |           |           |

## Lockers with 5 tiers

on feet 100 mm high, depth 500 mm.  
Clear opening dimensions per compartment:  
295 x 230/330 x 465 mm (H x W x D)

### 1. Dimensions and door material

Steel doors

| Width        | 320       | 420       | 610       | 810       | 900       | 1200      | 1190      |
|--------------|-----------|-----------|-----------|-----------|-----------|-----------|-----------|
| Height       | 1800      | 1800      | 1800      | 1800      | 1800      | 1800      | 1800      |
| Compartments | 1 x 300   | 1 x 400   | 2 x 300   | 2 x 400   | 3 x 300   | 3 x 400   | 4 x 300   |
| CSC          | 3         | 4         | 5         | 6         | 6         | 7         | 7         |
| Order no.    | 48020-105 | 48020-125 | 48020-205 | 48020-225 | 48020-305 | 48020-325 | 48020-405 |
| Price        |           |           |           |           |           |           |           |

|   |                 |                 |                 |             |             |             |             |             |             |             |
|---|-----------------|-----------------|-----------------|-------------|-------------|-------------|-------------|-------------|-------------|-------------|
| + | MDF decor doors | Thickness 18 mm | + Order no.     | + 48510-750 | + 48512-750 | + 48520-750 | + 48522-750 | + 48530-750 | + 48532-750 | + 48540-750 |
|   |                 |                 | + Addtl. charge |             |             |             |             |             |             |             |
| + | HPL decor doors | Thickness 13 mm | + Order no.     | + 48510-730 | + 48512-730 | + 48520-730 | + 48522-730 | + 48530-730 | + 48532-730 | + 48540-730 |
|   |                 |                 | + Addtl. charge |             |             |             |             |             |             |             |

CSC = color surcharge code number





## The open wardrobes offer:

- Sturdy steel construction with high-quality enamel coating
- Steel doors single-walled smooth
- Alternatively: MDF decor doors in birch, cherry, or wenge decor with black edge band
- Each compartment with cylinder lock and 2 keys
- Hat rack and shoe rack in black gray RAL 7021
- The bottoms of the compartments are generally finished in the body color.
- Delivered disassembled with detailed mounting instructions for easy DIY assembly



Different compartment widths



Steel fronts



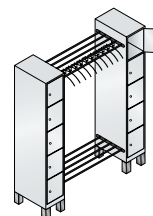
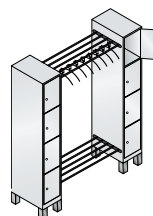
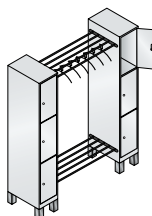
Wood decor fronts



Order no. 48410-00  
+ 4840-20 (base)

## Locker with feet, compartment width 300 mm

On feet 150 mm high, depth 500 mm.  
Locker consisting of two assembled box lockers, hat shelf and shoe rack made of square profile in between, with 6, 8, or 10 plastic coat hangers in black



### 1. Dimensions and door material

Steel doors



| Width  | 1590                            | 1590                            | 1590                            |
|--|---------------------------------|---------------------------------|---------------------------------|
| Height   | 1850                            | 1850                            | 1850                            |
| Compartments                                   | 2 x 300                         | 2 x 300                         | 2 x 300                         |
| Clear opening dimensions per door (H x W x D): | 510 x 230 x 465 mm              | 375 x 230 x 465 mm              | 295 x 230 x 465 mm              |
| Assembled box lockers                          | 3 compartments models 48010-103 | 4 compartments models 48010-104 | 5 compartments models 48010-105 |
| for no. of persons                             | 6                               | 8                               | 10                              |
| CSC  | 6                               | 6                               | 8                               |
| Order no.                                      | <b>48406-00</b>                 | <b>48408-00</b>                 | <b>48410-00</b>                 |
| Price  |                                 |                                 |                                 |



MDF decor doors



Thickness 18 mm  
+ Order no.  
+ Addtl. charge

+ 484060-750

+ 484080-750

+ 484100-750



HPL decor doors



Thickness 13 mm  
+ Order no.  
+ Addtl. charge

+ 484060-730

+ 484080-730

+ 484100-730

### 2. Body color (see end of catalog for color overview)



Please choose ..... 34

### 3. Door color (door decor for MDF or HPL design if applicable)



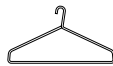
Please choose ..... 34

- +** **Base**  
instead of feet,  
steel design, 100 mm  
high, approx. 60 mm  
height adjustment



|                  |                     |
|------------------|---------------------|
| Color (standard) | Black gray RAL 7021 |
| Locker height    | 1800                |
| + Order no.      | + 4840-20           |
| + Addtl. charge  |                     |

- +** **Special coat hangers**  
in black, bulk



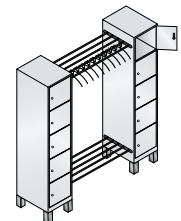
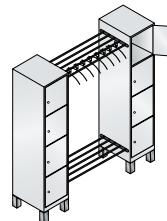
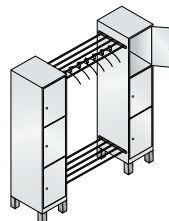
|                 |            |
|-----------------|------------|
| Design          | plastic    |
| + Order no.     | + 8078-703 |
| + Addtl. charge |            |



Order no. 48410-02  
+ 484102-750 (MDF decor doors)

## Locker with feet, compartment width 400 mm

On feet 150 mm high, depth 500 mm.  
Locker consisting of two assembled box lockers,  
hat shelf and shoe rack made of square profile  
in between, with 6, 8, or 10 plastic  
coat hangers in black



### 1. Dimensions and door material

| Width   | 1790                               | 1790                               | 1790                               |
|---|------------------------------------|------------------------------------|------------------------------------|
| Height  | 1850                               | 1850                               | 1850                               |
| Compartments                                      | 2 x 400                            | 2 x 400                            | 2 x 400                            |
| Clear opening dimensions<br>per door (H x W x D): | 510 x 330 x 465 mm                 | 375 x 330 x 465 mm                 | 295 x 330 x 465 mm                 |
| Assembled box lock-<br>ers                        | 3 compartments<br>models 48010-123 | 4 compartments<br>models 48010-124 | 5 compartments<br>models 48010-125 |
| for no. of persons                                | 6                                  | 8                                  | 10                                 |
| CSC   | 8                                  | 8                                  | 10                                 |
| Order no.   | <b>48406-02</b>                    | <b>48408-02</b>                    | <b>48410-02</b>                    |
| Price   |                                    |                                    |                                    |

Steel doors



- +** **MDF decor doors**



|                 |              |              |              |
|-----------------|--------------|--------------|--------------|
| Thickness 18 mm |              |              |              |
| + Order no.     | + 484062-750 | + 484082-750 | + 484102-750 |
| + Addtl. charge |              |              |              |

- +** **HPL decor doors**



|                 |              |              |              |
|-----------------|--------------|--------------|--------------|
| Thickness 13 mm |              |              |              |
| + Order no.     | + 484062-730 | + 484082-730 | + 484102-730 |
| + Addtl. charge |              |              |              |

## Top lockers

Doors single-walled smooth

Compartment width of 400 mm also suitable for motorcycle helmets.

**Doors with turning bolt latches.**



Turning bolt latch standard with door protection



Order no. 48090-30 (top cabinet)



Order no. 48092-20 (top cabinet)

## Top lockers

Depth 500 mm. Clear opening dimensions per door: 430 x 230/330 x 465 mm (H x W x D)



### 1. Dimensions and door material

Steel doors



| Width        | 320             | 420             | 610             | 810             |
|--------------|-----------------|-----------------|-----------------|-----------------|
| Height       | 500             | 500             | 500             | 500             |
| Compartments | 1 x 300         | 1 x 400         | 2 x 300         | 2 x 400         |
| CSC          | 1               | 1               | 2               | 2               |
| Order no.    | <b>48090-10</b> | <b>48090-12</b> | <b>48090-20</b> | <b>48090-22</b> |
| Price        |                 |                 |                 |                 |

### + MDF decor doors



| Thickness 18 mm |              |              |              |              |
|-----------------|--------------|--------------|--------------|--------------|
| + Order no.     | + 480910-750 | + 480912-750 | + 480920-750 | + 480922-750 |
| + Addtl. charge |              |              |              |              |

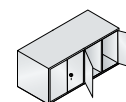
### + HPL decor doors



| Thickness 13 mm |              |              |              |              |
|-----------------|--------------|--------------|--------------|--------------|
| + Order no.     | + 480910-730 | + 480912-730 | + 480920-730 | + 480922-730 |
| + Addtl. charge |              |              |              |              |

## Top lockers

**with** doors closing in the middle, depth 500 mm. Clear opening dimensions per door: 430 x 230/330 x 465 mm (H x W x D)



### 1. Dimensions and door material

Steel doors



| Width        | 610             | 810             | 1190            |
|--------------|-----------------|-----------------|-----------------|
| Height       | 500             | 500             | 500             |
| Compartments | 2 x 300         | 2 x 400         | 4 x 300         |
| CSC          | 2               | 2               | 4               |
| Order no.    | <b>48092-20</b> | <b>48092-22</b> | <b>48092-40</b> |
| Price        |                 |                 |                 |

### 2. Body color (see end of catalog for color overview)

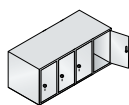
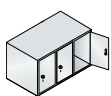


Please choose ..... 34

### 3. Door color (door decor for MDF or HPL design if applicable)



Please choose ..... 34



| 1. | 900             | 1200            | 1190            |
|----|-----------------|-----------------|-----------------|
|    | 500             | 500             | 500             |
|    | 3 x 300         | 3 x 400         | 4 x 300         |
|    | 3               | 3               | 4               |
|    | <b>48090-30</b> | <b>48090-32</b> | <b>48090-40</b> |
| +  | + 480930-750    | + 480932-750    | + 480940-750    |
| +  | + 480930-730    | + 480932-730    | + 480940-730    |

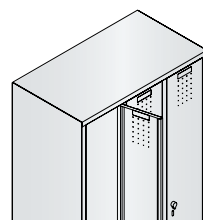
**+ Door opening limiter 90°**

Price per door



|                 |                |
|-----------------|----------------|
| Design          | 90°            |
| Order no.       | <b>8505-02</b> |
| + Addtl. charge |                |

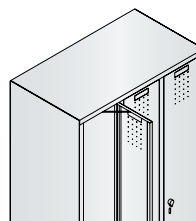
**Without door opening limiter**



110°

- + For specifically assigned compartments
- + More freedom of movement for users
- Forceful over-extension of the door by opening it too far is possible
- Damage to usable space of adjacent locker is possible

**With door opening limiter 90°**



90°

- + Recommended if lockers are frequently used by different persons
- + Prevents forceful over-extension of the door by opening it too far
- + No overlap with usable space of adjacent locker
- Less freedom of movement for users

## Laundry collecting and dispensing lockers

- + Laundry bags**  
made of 100% polyester,  
with 4 hanging loops,  
Packaging unit:  
5 pieces



Design

+ Order no.

+ Addtl. charge

White

+ 48270-7015



Order no. 48060-205



Order no. 48170-210

### Lockers with feet

on feet 150 mm high, depth 500 mm

**Attention!** Locker with integrated slope  
(order no. 8000-38) not possible

#### 1. Dimensions and design

|                          | 420  | 420               | 810               | 810               | 420  |
|--------------------------|--|-------------------|-------------------|-------------------|--|
| Width                    | 420  | 420               | 810               | 810               | 420  |
| Height                   | 1850   | 1850              | 1850              | 1850              | 1850   |
| Doors                    | 5  | 10                | 10                | 20                | 1  |
| Clear opening dimensions | per door<br>269 x  | per door<br>126 x | per door<br>269 x | per door<br>126 x | per swing flap<br>282 x  |
| H x W x D                | 251 x 475  | 251 x 475         | 295 x 475         | 295 x 475         | 270 x 475  |
| Description              | <b>Laundry dispensing lockers</b><br>with central door by which the entire column of compartments can be opened at once (e.g. for loading). Compartments and central doors with cylinder lock and 2 keys, longer delivery time |                   |                   |                   | <b>Laundry collecting lockers</b><br>one swing flap at the top in the hinged door, hinged door with cylinder lock and 2 keys. Laundry bag retaining hooks inside |

Steel doors



CSC

Order no.

Price

6 7 8 8

48060-105

48060-110

48060-205

48060-210

6

48070-210

### Lockers with base

on base 100 mm high, depth 500 mm

**Attention!** Locker with integrated slope  
(order no. 8000-38) not possible

#### 1. Dimensions and design

|                          | 420               | 420               | 810               | 810               | 420                     |
|--------------------------|-------------------|-------------------|-------------------|-------------------|-------------------------|
| Width                    | 420               | 420               | 810               | 810               | 420                     |
| Height                   | 1800              | 1800              | 1800              | 1800              | 1800                    |
| Doors                    | 5                 | 10                | 10                | 20                | 1                       |
| Clear opening dimensions | per door<br>269 x | per door<br>126 x | per door<br>269 x | per door<br>126 x | per swing flap<br>282 x |
| H x W x D                | 251 x 475         | 251 x 475         | 295 x 475         | 295 x 475         | 270 x 475               |
| Description              | see above         |                   |                   |                   | see above               |

Steel doors



CSC

Order no.

Price

6 7 8 8

48160-105

48160-110

48160-205

48160-210

6

48170-210

#### 2. Body color (see end of catalog for color overview)



Please choose ..... 34

#### 3. Door color (door decor for MDF or HPL design if applicable)



Please choose ..... 34



## The S 3000 Evolo accessory range offers:

The difference lies in the details! C+P offers a multitude of practical additional fittings and upgrading components. For you this means:

- All requirements can be met for a customized result
- Lockers "made-to-order" for the specific location
- All parts can be ordered separately (no additional charge packages, you only pay for what you need!)
- Many parts can also be retrofitted
- Excellent price-performance ratio thanks to C+P modular system

## Wet room design\*

electrolytically galvanized, enamel coated, compartment widths 300 and 400 mm, additional charge per compartment width

| for lockers with | feet or base    | bench           |
|------------------|-----------------|-----------------|
| Order no.        | <b>8000-20.</b> | <b>8000-21.</b> |
| + Addtl. charge  |                 |                 |

## Top locker bag unit

approx. 200 mm high for retrofitting, made of black gray MCPB material

Please consult us about your specific projects.




Order no. 48050-40 with additional fittings:

- 1 x 8000-7035 (plastic bench slats)
- 1 x 8504-40 (slope top)
- 4 x 8000-21 (electrolytically zinc-plated design)

## Slanted roof designs

Depth 500 mm

**Locker with integrated slope\***  
Locker approx. 200 mm higher in the back, additional charge per compartment




**Locker with integrated slope\***  
Nothing can be left on top of the locker

| Compartment width for number of compartments | 300/400        |
|--|----------------|
| CSC  | -              |
| Order no.                                    | <b>8000-38</b> |
| + Addtl. charge                              |                |

**Slope top**  
approx. 230 mm higher in the back for retroactive fitting



**Slope top**  
Can be retrofitted later, prevents objects from being left on top



| 300/400           | 300/400           | 300/400           | 300            |
|-------------------|-------------------|-------------------|----------------|
| 1                 | 2                 | 3                 | 4              |
| 1                 | 1                 | 1                 | 2              |
| <b>8504-10/12</b> | <b>8504-20/22</b> | <b>8504-30/32</b> | <b>8504-40</b> |

## Door designs

Additional charge per door

**Doors smooth**  
without louvers, without label holders (ensure alternative ventilation e.g. through rosette hole patterns!)



Order no. **8001-303**  
+ Addtl. charge

**Door with perforated panel**  
for models 48010-48090, compartment width 300/400 mm (square perforations approx. 23 mm with bars approx. 5 mm), 3-bolt latch recommended



**8001-323**

\* longer delivery time possible

## Partitions

below the hat shelf,  
additional charge per  
compartment

**made of steel**  
in swivel design,  
cannot be retrofitted



Partition H x W  
Order no.  
+ Addtl. charge

1000 x 460  
**0080-00**

**made of steel**  
in fixed design,  
cannot be retrofitted



1280 x 420  
**0090-00**

**made of transparent plastic,**  
movable and swivel design,  
low-maintenance



1210 x 300  
**4400-705**

**made of blue  
linen material**  
movable and swivel design,  
with several pockets



1170 x 450  
**4400-706**

## Additional fittings

**Additional shelf**  
not height adjustable  
(installation height approx.  
250 mm) cannot be  
retrofitted



Compartment width  
Order no.  
Price

300      400  
**8000-80**      **8002-80**

**Security compartment inside\***  
(instead of the hat shelf)  
with cylinder lock,  
not possible for  
order no. 8000-38



300/400  
**8053-00**

**Mirror**  
to be mounted by the  
customer, price per door



small, W x H      large, W x H  
110 x 90 mm      180 x 300 mm  
-      -  
**4500-761**      **4400-762**

**Standard coat hanger**  
Hardwood varnished  
in black (with special  
mounting)



-  
**8000-061**

## Additional fittings

Prices per door

**Towel holder**  
for mounting on  
**steel doors**



Design for  
Order no.  
Price

Steel doors  
**8000-392**

**Towel holder**  
for mounting on  
**decor doors**



Decor doors  
**8000-393**

**Flip-flop and shoe holder**  
for mounting on **steel doors**  
(not suitable for lockers with  
storage box or partitions)



Steel doors  
**8000-390**

**Flip-flop and shoe holder**  
for mounting on **decor doors**  
(not suitable for lockers with  
storage box or partitions)



Decor doors  
**8000-391**

## Additional fittings

Prices per door

**Door opening limiter 90°**  
addtl. charge for **steel** doors,  
for user instructions  
see page 27



Compartment width  
Order no.  
Price

-  
**8505-02**

**Double sliding hooks**  
as replacement, per piece



-  
**8500-012**

**Shoe rack**  
for models with bench **built  
underneath**, retrofitting possi-  
ble since May 1st 2012, addtl.  
charge per compartment



300      400  
**8050-7010**      **8052-7010**

**Shoe rack**  
for models with  
bench **in front**, retrofitting  
not possible, addtl. charge  
per compartment



300      400  
**8030-701**      **8032-701**

## Additional accessories

### Padlocks

for turning bolts and safety turning bolts, bolt size approx. 6 mm

Brass design, 2 keys, up to 300 different key numbers



Order no. **0002-10**

Price

Brand lock in brass design with precision cylinder, 2 keys, up to 168,000 different key numbers




Order no. **0002-11**

High-gloss chrome-plated with number combination, without keys



Order no. **0002-12**



Play it safe – with the new standard C+P safety turning bolt



### The problem

**Conventional turning bolt latches are highly susceptible to break-ins because the latch can be overwound.**

The burglar uses the padlock as a lever (the longer the shackle, the greater the leverage). Overwinding destroys the locking mechanism and opens the way to the locker compartment.





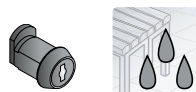
### The C+P solution

**The C+P safety turning bolt cannot be overwound because it “spins” when it is closed, thus preventing tampering!**





The cylinder lock engages only when the padlock is removed, and the door can be opened simply by turning the knob. For lock bolt size 6-8 mm.

## Accessories for lockers

### Turning bolt latch and cylinder locks not for assembled box lockers

| Prices<br>per lock | Basic<br>design   |   | Optional                               |  |   |  |  |  |
|--------------------|---|---|--|--|---|--|--|--|
|                    | Turning<br>bolt latch   | Cylinder lock in black<br>with 2 keys   |  |  | Lock in moisture-proof design<br>cylinder lock in black                             |  |  |  |
|                    |  |  |  |  |  |  |  |  |
|                    | for<br>padlock incl.<br>lock guard  | up to 1000<br>different key<br>numbers  | up to 6000<br>different key<br>numbers | via master<br>key system<br><b>with</b> security<br>certificate* | via master<br>key system<br><b>without</b><br>security<br>certificate*              | up to 1000<br>different key<br>numbers | via master<br>key system<br><b>with</b> security<br>certificate* | via master<br>key system<br><b>without</b><br>security<br>certificate* |
| Order no.          | <b>4800-718</b>   | <b>0008-70</b>  | <b>0008-700</b>                        | <b>0010-10</b>   | <b>0010-010</b>   | <b>0008-72</b>                         | <b>0010-12</b>   | <b>0010-012</b>  |
| Unit price         |   |   |  |  |   |  |  |  |
| + Addtl. charge    | Standard  |   |  |  |   |  |  |  |

### Keys, locks, and wristband for cylinder locks

|           | Spare keys for cylinder lock   |                             | Master key for master key system   |                                      | 3-bolt latch**   | Perlon wristband for cylinder locks  |
|-----------|--|-----------------------------|--|--------------------------------------|--|--|
|           |  |                             |  |                                      |  |  |
|           | Spare key for lock 0008-70   | Spare key for lock 0008-700 | <b>with</b> security certificate*  | <b>without</b> security certificate* | with locking rods  | Please indicate numbering from-to and list desired color no. <sup>1)</sup>           |
| Order no. | <b>0006-21</b>   | <b>0006-00</b>              | <b>0011-00</b>   | <b>0012-00</b>                       | <b>8000-23</b>   | <b>8501-05..</b>   |
| Price     |  |                             |  |                                      |  |  |

<sup>1)</sup> 51 black  
52 white  
53 red  
55 blue  
56 gray  
61 green  
67 yellow

#### Locking no. according to customer requirements

Additional charge per lock

Order no. ....-..99  
+ Addtl. charge

for cylinder lock (longer delivery time)

## Additional accessories for all lockers

### Door protection and numbering



Design  
Order no.  
Price

**Door protection**  
also suitable for holding number plate model 4400-744. Only possible with cylinder lock models 0008-70, 0008-700, 0010-10, 0010-010



plastic  
**4400-742**

**Number plate** for easy DIY attachment above the door protection (please specify desired 3-digit numbering!), to be used only in conjunction with door protection, not suitable for coin-operated deposit locks



plastic  
**4400-744**

### Doors with letter slot

rounded corners, slot size approx. 30 x 190/290 mm (compartment width 300/400 mm), only for steel doors





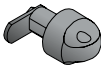


Compartment width  
Order no.  
Price







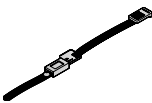
300  
**4800-131**  
400  
**4800-132**

## Accessories for assembled box lockers

### Turning bolt latch and cylinder locks only for assembled box lockers

| Prices<br>per lock | Basic design  |   | Optional  |   |   |   |  |
|--------------------|---|---|---|---|---|---|--|
|                    | Cylinder lock   | Cylinder lock in black with 2 keys  | Lock in moisture-proof design cylinder lock in black                                |   | Turning bolt latch  |   |  |
|                    |  |  |  |  |  |   |  |
|                    | up to 1000 different key numbers  | up to 6000 different key numbers  | via master key system <b>with</b> security certificate*                             | via master key system <b>without</b> security certificate*                          | up to 1000 different key numbers  | via master key system <b>with</b> security certificate* | via master key system <b>without</b> security certificate* |
| Order no.          | 0008-70   | 0008-700  | 0010-10   | 0010-010  | 0008-72   | 0010-12   | 0010-012   |
| Unit price         |   |   |   |   |   |   |  |
| + Addtl. charge    | Standard  |   |   |   |   |   |  |





### Keys and wristband for cylinder locks

| Spare keys for cylinder lock   |  | Spare key for master key system  |  | Master key for master key system   |  | Perlon wristband for cylinder locks  |
|--|--|--|--|--|--|--|
|  |  |  |  |  |  |  |
| Spare key for lock 0008-70   | Spare key for lock 0008-700  | with security certificate*   | without security certificate*  | with security certificate*   | without security certificate*  | Please indicate numbering from-to and list desired color no.<br><sup>1)</sup>        |
| 0006-21  | 0006-00  | 0010-11  | 0006-00  | 0011-00  | 0012-00  | 8501-05..  |
| Order no.  |  |  |  |  |  |  |
| Price  |  |  |  |  |  |  |

<sup>1)</sup> 51 black  
52 white  
53 red  
55 blue  
56 gray  
61 green  
67 yellow

## Additional accessories for all lockers


### Number plates

| Number plate  |           | Stainless steel number plate  |                 | Optional integrated numbering  | Locker numbering   |
|---|-----------|---|-----------------|--|--|
| in lock area, self-adhesive, 79 x 45 x 1,0 mm, <b>only suitable for cylinder lock</b> , separate, for easy DIY assembly |           | self-adhesive, 30 x 50 x 1.0 mm   |                 | thanks to self-adhesive film in the embossed label holder (please specify from-to numbering and indicate color <sup>2)</sup> ) | for <b>decor</b> doors (MDF and HPL), please specify from-to numbering and color <sup>3)</sup> |
|                                      |           |  |                 |    |           |
| Design  | plastic   | stainless steel   | Stainless steel | self-adhesive  | self-adhesive  |
| Order no.   | 8502-0611 | 8501-0611   | 8501-06         | 4800-701..   | 4400-749..   |
| Price   |           |   |                 |  |  |

<sup>2)</sup> 51 black  
56 light gray  
65 white aluminum

<sup>3)</sup> 51 black  
65 white aluminum

### Key ring

| Plastic key ring with S-hook, Ø 30 mm, please indicate numbering                    |           |           |                |
|---|-----------|-----------|----------------|
|  |           |           |                |
| Design  | black     | white     | aluminum color |
| Order no.   | 8502-0851 | 8502-0852 | 8502-0862      |
| Price   |           |           |                |




Decors and glass tops\*



Decor fronts (HPL), solid core

with soft edge, black, 13 mm



White  
VK 001

Silver gray  
VK 002

Danube maple  
VK 030

Sen ash  
VK 031

Oak Sereno  
VK 032


\* Important notes:

All of the indicated decors can be selected for one and the same type of top at no additional charge.

The decors and glass tops on this page can only be ordered for the products in the "locker and cloakroom furniture" section of this catalog.

Decor fronts (MDF)

black edge, 18 mm



Danube maple  
MDF 030

Sen ash  
MDF 031

Oak Sereno  
MDF 032

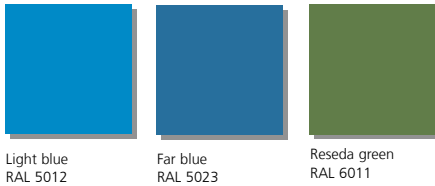
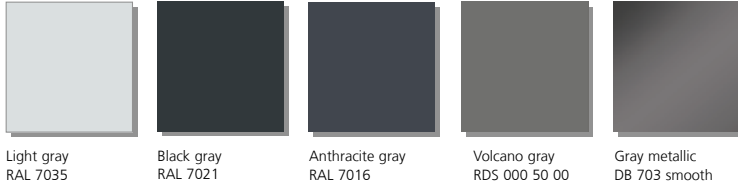




## Colors



### Color group 0

(no additional charge)




### Color group I

(no additional charge for fronts if the body is color group 0)



### Color group II

(no additional charge for fronts if the body is color group 0)



C + P makes it  
easy for you!

- **Color group 0 is available at no additional charge**
- The additional charges for color groups I and II are listed in the table below
- You will find the color surcharge code number (CSC) for the product in the respective order table

If you opt for two color coatings  
(different colors for body and fronts):

- **The color surcharge is based on the body coating**

That means:

- **You can easily calculate the color surcharge based simply on the body color**
- More than 150 colors and color combinations are available at no additional charge!

### Color surcharges

| Color surcharge code (CSC) | Additional charge/unit Color group I | Additional charge/unit Color group II |
|----------------------------|--------------------------------------|---------------------------------------|
| 1                          |                                      |                                       |
| 2                          |                                      |                                       |
| 3                          |                                      |                                       |
| 4                          |                                      |                                       |
| 5                          |                                      |                                       |
| 6                          |                                      |                                       |
| 7                          |                                      |                                       |
| 8                          |                                      |                                       |
| 9                          |                                      |                                       |
| 10                         |                                      |                                       |
| 11                         |                                      |                                       |
| 12                         |                                      |                                       |
| 13                         |                                      |                                       |
| 14                         |                                      |                                       |
| 15                         |                                      |                                       |

# Plan your furniture



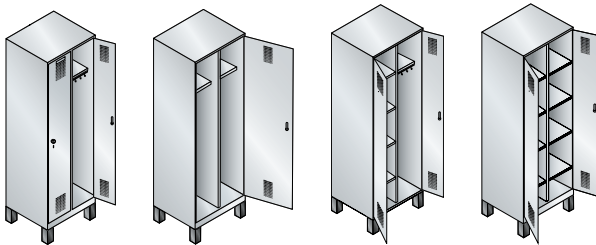
The **pCon.planner** and the C+P data package in OFML standard enable you to plan your projects professionally and creatively. Take advantage of this – from ground plans to photo-like images:

- Free to download – professional planning
- Easy and intuitive to use
- Numerous online catalogs to choose from
- Photo-like images

For more information, visit:

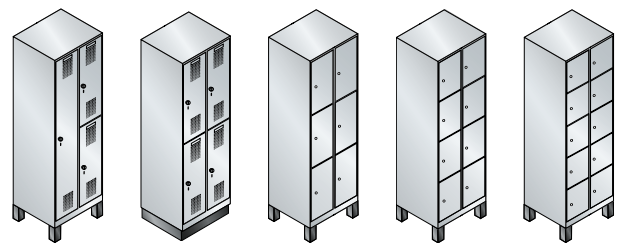
**[www.cp.de/ofml](http://www.cp.de/ofml)**

## Choose from Evolo lockers



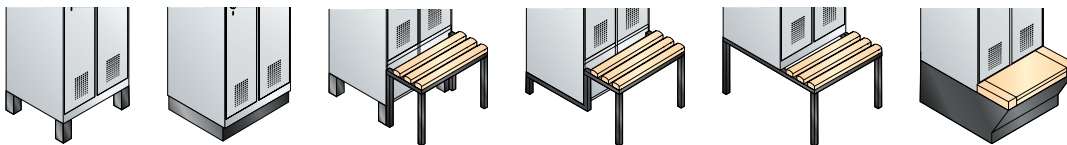
### ...with various interior fittings

e.g. lockers with black/white separation for street and work clothing.



### ...in various specialist divisions

as double-tier lockers (two doors, one above the other) and assembled box lockers.



### ...with various sub-frame options

feet or base, bench in front, lowered or below or with lower storage box (only where doors close in the middle)



**C+P Möbelsysteme GmbH & Co. KG**  
 Boxbachstraße 1 · 35236 Breidenbach / Germany  
 Tel.: +496465919-888 · Fax: +496465919-555  
 info@cp.de · [www.cp.de](http://www.cp.de)

## C+P is a pioneer in sustainability and quality!

Our quality, environmental, and energy management has been certified by DMSZ (Deutsche Managementsystem Zertifizierungsgesellschaft) to ISO 9001, 14001, and 50001.



## General information:

This brochure is for information purposes only. It does not constitute a quotation as defined by law and is intended for commercial customers only. We retain full title to all consignments until payment has been received in full. All articles are supplied without any decorations shown in the illustrations. The trademark and product rights of branded products possibly displayed in the decorations are reserved by the respective manufacturer. The specified dimensions are only approximate and may vary up or down. We reserve the right to modify the designs and make changes to the product assortment and the ability to supply, as well as changes to the colors, materials and decor ranges. All prices indicated in this brochure are net EUR prices, are exclusive of the VAT rate valid on the day of delivery, shall apply until a new edition of the brochure is published, and are intended for commercial customers only. We reserve the right to make price alterations, e.g. due to error or rising costs of equipment or raw materials. Our General Terms and Conditions (see <https://www.cp.de/en/agb>) apply.

Edition: 2021/04 · Publisher / Copyright: C+P Möbelsysteme GmbH & Co. KG · [www.cp.de](http://www.cp.de)